

## HELI-51 User Guide

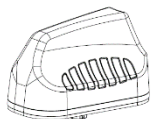


### Packing Check List

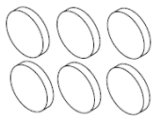
Item	Description	Quantity
1.	A-HELI-0051 Antenna Only	1
2.	Adhesive Foam Discs	6
3.	M4 x 12mm Stainless Steel Screws	4 (Attached to the antenna)
4.	Cable Clips	2 (Attached to the antenna)

### Appearance of Components

Antenna Unit



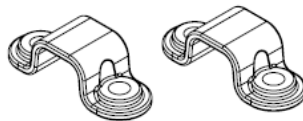
Adhesive Foam Discs



M4 x 12mm Stainless Steel Screws



Cable Clips



### Optional Accessories

1. Various cable extensions are available
2. Magnetic Base Kit (MBK)

## Introduction

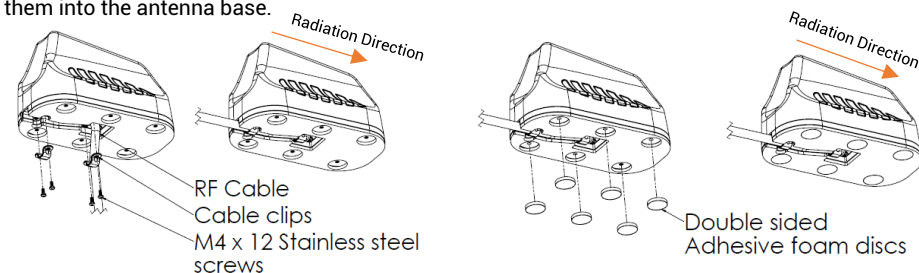
This User Guide provides information on the installation instructions of the Bi-directional Mine / tunnel antenna (A-HELI-0051).

**Note:** Ensure that all RF connections made outdoors are adequately waterproofed. Waterproof connector boots are recommended.

### Antenna Configuration 1

#### **Adhesive Surface Mounting**

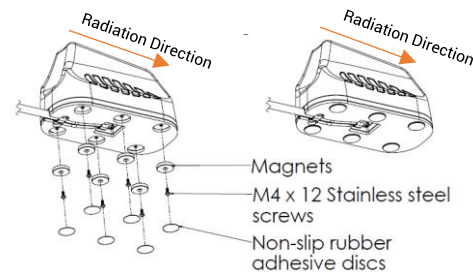
- Clean the entire surface on which you plan to stick the antenna. Alcohol wipes can be used to remove oil and dirt from the surface.
- Push the antenna cables into the groove in the plastic base and secure the cables with the 2 x cable clips and 4 x (M4 x 12mm) stainless steel screws provided
- Peel off the one side of the adhesive wax paper of each of the 6 x adhesive foam discs and press them into the antenna base.



### Antenna Configuration 2

#### **Optional Magnetic Mount**

- Clean the entire surface on which you plan to place the antenna. Alcohol wipes can be used to remove oil and dirt from the surface.
- Secure the magnets from the Magnetic Base Kit to the antenna using the screws provided with the kit.
- Peel off the wax paper on one side of the magnet mount foam seal and paste the seal onto the bottom antenna surface.
- Place the antenna onto magnetic surface and route the cables as required.



#### South Africa

Unit 4, N1 Industrial Park  
Landmarks Ave  
Samrand, 0157  
South Africa  
Tel: +27 12 657 0050  
info@poynting.tech

#### USA

1804 Owen Court,  
Suite 104, Mansfield,  
TX 76063  
Tel: +1 817 533-8130  
sales-us@poynting.tech

#### Europe

Kronstadler Straße 4,  
81677 München  
Germany  
Tel: +49 89 2080 265 38  
Mob.: +49 176 529 733 50  
sales-europe@poynting.tech