

# DATA SHEET

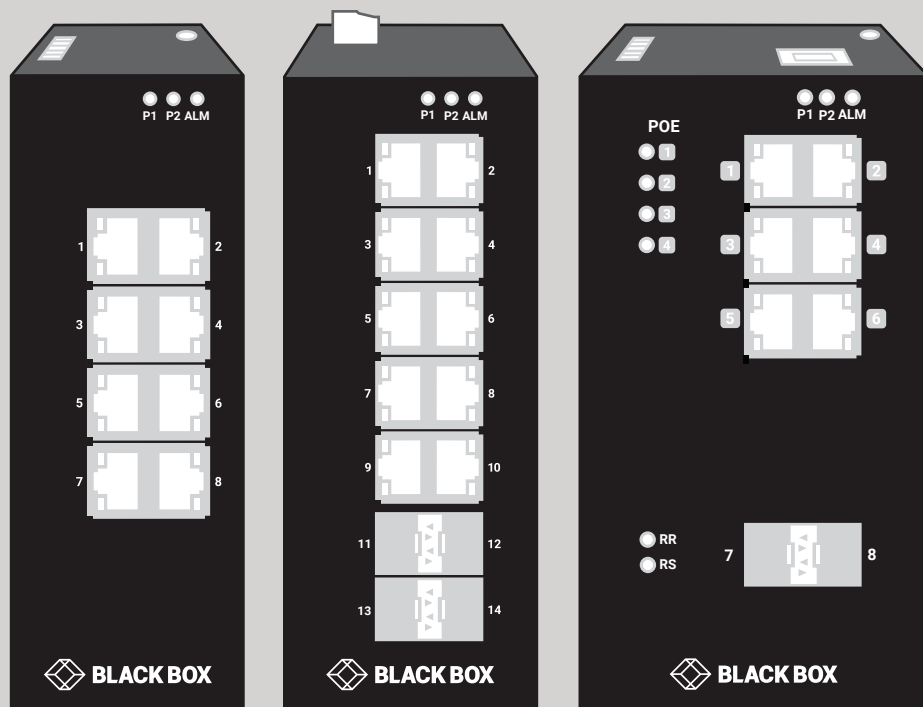
---

LIG401A, LIG1014A, LIG1080A, LIG1082A, LIE401A, LIE1014A, LIE1080A, LIE1082A

# INDUSTRIAL GIGABIT SWITCHES

---

24/7 TECHNICAL SUPPORT AT 877.877.2269 OR VISIT [BLACKBOX.COM](http://BLACKBOX.COM)



# OVERVIEW

## INDUSTRIAL MANAGED AND UNMANAGED GIGABIT ETHERNET SWITCHES DATA SHEET

### INTRODUCTION

The Industrial Managed and Unmanaged Gigabit Ethernet Switches include unmanaged switches that provide four (4) copper RJ-45 or RJ-45 PoE ports and one (1) multi-rate SFP slot and managed switches that provide six (6) or eight (8) copper RJ-45 or RJ-45 PoE ports and two (2) or four (4) multi-rate SFP slots.

#### Power over Ethernet

The LIE401A, LIE1014A, LIE1080A and LIE1082A switches support Power over Ethernet compliant to the IEEE 802.3af and IEEE 802.3at standard on all copper ports. These switches can be used to power standard PoE PD devices with up to 30 watts per port along with the Ethernet data on standard Ethernet Cabling.

#### Multi-rate SFP slots

The benefit of having multi-rate SFP slots is to be able to use 100-Mbps and 1-Gbps SFP Modules for either multi- or single-mode in a mix and match as needed. If requirements change, just replace the SFP module and protect your switch investment.

#### Power

The switches are powered from 12- to 58-VDC. The PoE models need 48 VDC for 802.3af and a minimum of 53 VDC for 802.3at.

#### Extended temperature range

All models are tested and released for operating temperatures from -40° up to +75° Celsius.

#### Management

The switches offer powerful features including Layer 2 routing and management with all advanced filter and multicast algorithms needed today to easily prioritize, partition, and organize a reliable high-speed network.

### FEATURES

- MANAGED SWITCH SUPPORTS LACP, SPANNING TREE AND RING FAIL-OVER FOR REDUNDANCY AND RESILIENCY
- RATED FOR EXTREME TEMPERATURES OF -40° TO +75°C
- DUAL DC POWER INPUTS FOR REDUNDANCY
- IP-RATED HOUSING IS ALSO RATED FOR SHOCK AND VIBRATION PROTECTION
- MANAGE THROUGH A WEB INTERFACE, SNMP OR COMMAND-LINE INTERFACE (CLI)
- DIN RAIL OR WALLMOUNT

# COMPARISON CHART

SPECIFICATION COMPARISON CHART								
	LIE1014A	LIE1080A	LIE1082A	LIG1014A	LIG1080A	LIG1082A	LIG401A	LIE401A
RJ-45 POE PORTS	8	4	4	—	—	—	—	4
RJ-45 PORTS	—	4	2	10	8	6	4	—
SFP PORTS	4	NONE	2	4	NONE	2	1	1
MANAGED	YES	YES	YES	YES	YES	YES	NO	NO



# SPECIFICATIONS

## INDUSTRIAL MANAGED GIGABIT ETHERNET SWITCH (LIG1014A)

TOP VIEW



LIG1014A

FRONT VIEW



LIG1014A

### WHAT'S INCLUDED WITH THE LIG1014A

- (1) BLACK BOX HARDENED MANAGED ETHERNET SWITCH
- (4) M3 SCREWS
- (2) PANEL MOUNT BRACKETS
- (1) DIN RAIL CLIP
- (1) 6-POSITION PHOENIX CONNECTOR
- (5) RJ-45 ETHERNET PORT DUST COVERS
- (4) SFP ETHERNET PORT DUST COVERS

INDUSTRIAL MANAGED GIGABIT ETHERNET SWITCH (LIG1014A)	
APPROVALS	
STANDARDS	CE, EN61000-6-2, EN61000-6-4, ROHS2
FEATURES	Web, SNMP v1/v2c, Telnet, HTTPS, SSH, Radius, TFTP/FTP, Syslog, VLAN, Diagnostic Tools, RMON 1,2,3,9, DHCP, Client/Server/Snooping/Relay/Option82, QoS, IGMP Proxy/Snooping v1/v2, Filter Features, LLDP, STP, RSTP, MSTP, LACP
FIRMWARE	
MAC ADDRESS	8000 MAC Addresses
FRAME SIZE	9000 Bytes (Jumbo frame capable)
BUFFER MEMORY	512 kbytes
HARDWARE	
CHASSIS	IP30
CONNECTORS	(10) RJ-45, 10/100/1000 Mbps speed auto-negotiation, MDI-MDI-X auto-crossover, (4) 100/1000BASE-SFP module slots, (1) RJ-45 console port
INDICATORS	(1) P1 LED, (1) P2 LED, (1) ALM LED, (10) RJ-45 Ethernet Port Link LEDs, (10) RJ-45 Ethernet Port Speed LEDs, (4) SFP Port Link LEDs, (4) SFP Port Speed LEDs
DIMENSIONS (WITHOUT DIN RAIL CLIP)	6.0"H x 2.4"W x 4.3"D (15.4 x 6 x 10.9 cm)
WEIGHT	2.4 lb. (1.1 kg)
INSTALLATION OPTIONS	DIN-rail mounting; Wallmounting
POWER	
POE	No
INPUT	Redundant input terminals, reverse power protection, 12 – 58 VDC
MAXIMUM POWER	11 Watts
ENVIRONMENTAL	
OPERATING TEMPERATURE	-40 to +167° F (-40 to +75° C), cold startup at -40° C
STORAGE TEMPERATURE	-40 to +185° F (-40 to +85° C)
HUMIDITY	5 to 95% RH (non-condensing)

# SPECIFICATIONS

## INDUSTRIAL MANAGED GIGABIT ETHERNET SWITCH (LIG1080A)

### WHAT’S INCLUDED WITH THE LIG1080A

- (1) INDUSTRIAL MANAGED GIGABIT ETHERNET SWITCH
- (2) WALLMOUNT PLATES
- (1) DIN RAIL CLIP
- (1) DC POWER TERMINAL BLOCK
- (8) RJ-45 PORT DUST COVERS

FRONT VIEW



LIG1080A

INDUSTRIAL MANAGED GIGABIT ETHERNET SWITCH (LIG1080A)	
APPROVALS	
STANDARDS	CE, EN61000-6-2, EN61000-6-4, ROHS2
FEATURES	Web, SNMP v1/v2c, Telnet, HTTPS, SSH, Radius, TFTP/FTP, Syslog, VLAN, Diagnostic Tools, RMON 1,2,3,9, DHCP, Client/Server/Snooping/Relay/Option82, QoS, IGMP Proxy/Snooping v1/v2, Filter Features, LLDP, STP, RSTP, MSTP, LACP, v3 to SNMP, v3 to IGMP Proxy/Snooping
FIRMWARE	
MAC ADDRESS	8000 MAC Addresses
FRAME SIZE	9000 Bytes (Jumbo frame capable)
HARDWARE	
CHASSIS	IP30
CONNECTORS	(8) RJ-45, 10/100/1000 Mbps speed auto-negotiation, MDI-MDI-X auto-crossover, (1) RJ-45 console port
INDICATORS	(1) P1 LED, (1) P2 LED, (1) ALM LED, (8) RJ-45 Ethernet Port Link LEDs, (8) RJ-45 Ethernet Port Speed LEDs
DIMENSIONS (WITHOUT DIN RAIL CLIP)	6.0"H x 4.3"W x 2.4"D (15.4 x 10.9 x 6.0 cm)
WEIGHT	2.33 lbs. (1.06 kg)
INSTALLATION OPTIONS	DIN-rail mounting; Wallmounting
POWER	
POE	No
INPUT	Redundant input terminals, reverse power protection, 12 – 58 VDC
MAXIMUM POWER	10.5 W
ENVIRONMENTAL	
OPERATING TEMPERATURE	-40 to +167° F (-40 to +75° C), cold startup at -40° C
STORAGE TEMPERATURE	-40 to +185° F (-40 to +85° C)
HUMIDITY	5 to 95% RH (non-condensing)

# SPECIFICATIONS

## INDUSTRIAL MANAGED GIGABIT ETHERNET SWITCH (LIG1082A)

### WHAT’S INCLUDED WITH THE LIG1082A

- (1) INDUSTRIAL MANAGED GIGABIT ETHERNET SWITCH
- (2) WALLMOUNT PLATES
- (1) DIN RAIL CLIP
- (1) DC POWER TERMINAL BLOCK
- (6) RJ-45 PORT DUST COVERS
- (2) SFP PORT DUST COVERS




INDUSTRIAL MANAGED GIGABIT ETHERNET SWITCH (LIG1082A)	
APPROVALS	
STANDARDS	CE, EN61000-6-2, EN61000-6-4, ROHS2
FEATURES	Web, SNMP v1/v2c, Telnet, HTTPS, SSH, Radius, TFTP/FTP, Syslog, VLAN, Diagnostic Tools, RMON 1,2,3,9, DHCP, Client/Server/Snooping/Relay/Option82, QoS, IGMP Proxy/Snooping v1/v2, Filter Features, LLDP, STP, RSTP, MSTP, LACP, v3 to SNMP, v3 to IGMP Proxy/Snooping
FIRMWARE	
MAC ADDRESS	8000 MAC Addresses
FRAME SIZE	9000 Bytes (Jumbo frame capable)
HARDWARE	
CHASSIS	IP30
CONNECTORS	(6) RJ-45, 10/100/1000 Mbps speed auto-negotiation, MDI-MDI-X auto-crossover, (2) 100/1000BASE-SFP module slots, (1) RJ-45 console port
INDICATORS	(1) P1 LED, (1) P2 LED, (1) ALM LED, (6) RJ-45 Ethernet Port Link LEDs, (6) RJ-45 Ethernet Port Speed LEDs, (2) SFP Port Link LEDs, (2) SFP Port Speed LEDs
DIMENSIONS (WITHOUT DIN RAIL CLIP)	6.0"H x 4.3"W x 2.4"D (15.4 x 10.9 x 6.0 cm)
WEIGHT	2.33 lbs. (1.06 kg)
INSTALLATION OPTIONS	DIN-rail mounting; Wallmounting
POWER	
POE	No
INPUT	Redundant input terminals, reverse power protection, 12 – 58 VDC
MAXIMUM POWER	10.5 Watts
ENVIRONMENTAL	
OPERATING TEMPERATURE	-40 to +167° F (-40 to +75° C), cold startup at -40° C
STORAGE TEMPERATURE	-40 to +185° F (-40 to +85° C)
HUMIDITY	5 to 95% RH (non-condensing)



# SPECIFICATIONS

## INDUSTRIAL MANAGED GIGABIT POE ETHERNET SWITCH (LIE1014A)

TOP VIEW



LIE1014A

### WHAT'S INCLUDED WITH THE LIE1014A

- (1) INDUSTRIAL MANAGED GIGABIT POE ETHERNET SWITCH
- (2) WALLMOUNT PLATES
- (1) DIN RAIL CLIP
- (1) DC POWER TERMINAL BLOCK
- (8) RJ-45 PORT DUST COVERS
- (4) SFP PORT DUST COVERS

FRONT VIEW



LIE1014A

INDUSTRIAL MANAGED POE GIGABIT ETHERNET SWITCH (LIE1014A)	
APPROVALS	
STANDARDS	CE, EN61000-6-2, EN61000-6-4, ROHS2
FEATURES	Web, SNMP v1/v2c, Telnet, HTTPS, SSH, Radius, TFTP/FTP, Syslog, VLAN, Diagnostic Tools, RMON 1,2,3,9, DHCP, Client/Server/Snooping/Relay/Option82, QoS, IGMP Proxy/Snooping v1/v2, Filter Features, LLDP, STP, RSTP, MSTP, LACP
FIRMWARE	
MAC ADDRESS	8000 MAC Addresses
FRAME SIZE	9000 Bytes (Jumbo frame capable)
BUFFER MEMORY	512 kbytes
HARDWARE	
CHASSIS	IP30
CONNECTORS	(8) RJ-45, IEEE 802.3at PoE PSE ports, 10/100/1000 Mbps speed auto-negotiation, MDI-MDI-X auto-crossover; (4) 100/1000BASE-SFP module slot, (1) RJ-45 console port
INDICATORS	(1) P1 LED, (1) P2 LED, (1) ALM LED, (8) RJ-45 Ethernet Port Link LEDs, (8) RJ-45 Ethernet Port Speed LEDs, (4) SFP Port Link LEDs, (4) SFP Port Speed LEDs, (8) PoE Port LEDs
DIMENSIONS (WITHOUT DIN RAIL CLIP)	6.1"H x 3.0"W x 5.0"D (15.4 x 7.7 x 12.8 cm)
WEIGHT	3.1 lb. (1.4 kg)
INSTALLATION OPTIONS	DIN-rail mounting; Wallmounting
POWER	
POE	Yes
INPUT	Redundant input terminals, reverse power protection, 12 –58 VDC, 54–58 VDC for PoE+, 48–58 VDC for PoE
MAXIMUM POWER	Without PoE: 14 Watts, With PoE: 265 Watts
ENVIRONMENTAL	
OPERATING TEMPERATURE	-40 to +167° F (-40 to +75° C), cold startup at -40° C
STORAGE TEMPERATURE	-40 to +185° F (-40 to +85° C)
HUMIDITY	5 to 95% RH (non-condensing)



# SPECIFICATIONS

## INDUSTRIAL MANAGED GIGABIT POE ETHERNET SWITCH (LIE1080A)

### WHAT’S INCLUDED WITH THE LIE1080A

- (1) INDUSTRIAL MANAGED GIGABIT POE ETHERNET SWITCH
- (2) WALLMOUNT PLATES
- (1) DIN RAIL CLIP
- (1) DC POWER TERMINAL BLOCK
- (8) RJ-45 PORT DUST COVERS



INDUSTRIAL MANAGED POE GIGABIT ETHERNET SWITCH (LIE1080A)	
APPROVALS	
STANDARDS	CE, EN61000-6-2, EN61000-6-4, ROHS2
FEATURES	Web, SNMP v1/v2c, Telnet, HTTPS, SSH, Radius, TFTP/FTP, Syslog, VLAN, Diagnostic Tools, RMON 1,2,3,9, DHCP, Client/Server/Snooping/Relay/Option82, QoS, IGMP Proxy/Snooping v1/v2, Filter Features, LLDP, STP, RSTP, MSTP, LACP, v3 to SNMP, v3 to IGMP Proxy/Snooping
FIRMWARE	
MAC ADDRESS	8000 MAC Addresses
FRAME SIZE	9000 Bytes (Jumbo frame capable)
HARDWARE	
CHASSIS	IP30
CONNECTORS	(4) RJ-45 PoE, (4) RJ-45, 10/100/1000 Mbps speed auto-negotiation, MDI-MDI-X auto-crossover, (1) RJ-45 console port
INDICATORS	(1) P1 LED, (1) P2 LED, (1) ALM LED, (8) RJ-45 Ethernet Port Link LEDs, (8) RJ-45 Ethernet Port Speed LEDs, (4) PoE Port LEDs
DIMENSIONS (WITHOUT DIN RAIL CLIP)	6.1"H x 3.0"W x 5.0"D (15.4 x 7.7 x 12.8 cm)
WEIGHT	3.1 lb. (1.4 kg)
INSTALLATION OPTIONS	DIN-rail mounting; Wallmounting
POWER	
POE	Yes
INPUT	Redundant input terminals, reverse power protection, 12 –58 VDC, 54–58 VDC for PoE+, 48–58 VDC for PoE
MAXIMUM POWER	Without PoE: 14 Watts, With PoE: 265 Watts
ENVIRONMENTAL	
OPERATING TEMPERATURE	-40 to +167° F (-40 to +75° C), cold startup at -40° C
STORAGE TEMPERATURE	-40 to +185° F (-40 to +85° C)
HUMIDITY	5 to 95% RH (non-condensing)



# SPECIFICATIONS

## INDUSTRIAL MANAGED GIGABIT POE ETHERNET SWITCH (LIE1082A)

### WHAT'S INCLUDED WITH THE LIE1082A

- (1) INDUSTRIAL MANAGED GIGABIT POE ETHERNET SWITCH
- (2) WALLMOUNT PLATES
- (1) DIN RAIL CLIP
- (1) DC POWER TERMINAL BLOCK
- (6) RJ-45 PORT DUST COVERS
- (2) SFP PORT DUST COVERS



INDUSTRIAL MANAGED POE GIGABIT ETHERNET SWITCH (LIE1082A)	
APPROVALS	
STANDARDS	CE, EN61000-6-2, EN61000-6-4, ROHS2
FEATURES	Web, SNMP v1/v2c, Telnet, HTTPS, SSH, Radius, TFTP/FTP, Syslog, VLAN, Diagnostic Tools, RMON 1,2,3,9, DHCP, Client/Server/Snooping/Relay/Option82, QoS, IGMP Proxy/Snooping v1/v2, Filter Features, LLDP, STP, RSTP, MSTP, LACP, v3 to SNMP, v3 to IGMP Proxy/Snooping
FIRMWARE	
MAC ADDRESS	8000 MAC Addresses
FRAME SIZE	9000 Bytes (Jumbo frame capable)
HARDWARE	
CHASSIS	IP30
CONNECTORS	(4) RJ-45 PoE, (2) RJ-45, 10/100/1000 Mbps speed auto-negotiation, MDI-MDI-X auto-crossover, (2) 100/1000BASE-SFP module slot, (1) RJ-45 console port
INDICATORS	(1) P1 LED, (1) P2 LED, (1) ALM LED, (6) RJ-45 Ethernet Port Link LEDs, (6) RJ-45 Ethernet Port Speed LEDs, (2) SFP Port Link LEDs, (2) SFP Port Speed LEDs, (4) PoE Port LEDs
DIMENSIONS (WITHOUT DIN RAIL CLIP)	6.1"H x 3.0"W x 5.0"D (15.4 x 7.7 x 12.8 cm)
WEIGHT	3.1 lb. (1.4 kg)
INSTALLATION OPTIONS	DIN-rail mounting; Wallmounting
POWER	
POE	Yes
INPUT	Redundant input terminals, reverse power protection, 12 –58 VDC, 54–58 VDC for PoE+, 48–58 VDC for PoE
MAXIMUM POWER	Without PoE: 14 Watts, With PoE: 265 Watts
ENVIRONMENTAL	
OPERATING TEMPERATURE	-40 to +167° F (-40 to +75° C), cold startup at -40° C
STORAGE TEMPERATURE	-40 to +185° F (-40 to +85° C)
HUMIDITY	5 to 95% RH (non-condensing)





# SPECIFICATIONS

## INDUSTRIAL UNMANAGED GIGABIT ETHERNET SWITCH (LIG401A)

TOP VIEW




LIG401A

### WHAT’S INCLUDED WITH THE LIG401A

- (1) INDUSTRIAL UNMANAGED GIGABIT ETHERNET SWITCH
- (2) WALLMOUNT PLATES
- (1) DIN RAIL CLIP
- (1) DC POWER TERMINAL BLOCK
- (4) RJ-45 PORT DUST COVERS
- (1) SFP PORT DUST COVER

FRONT VIEW



LIG401A

INDUSTRIAL UNMANAGED GIGABIT ETHERNET SWITCH (LIG401A)	
APPROVALS	
STANDARDS	CE, EN61000-6-2, EN61000-6-4, ROHS2
FIRMWARE	
MAC ADDRESS	2000 MAC Addresses
FRAME SIZE	9000 Bytes (Jumbo frame capable)
BUFFER MEMORY	128 kbytes
HARDWARE	
CHASSIS	IP30
CONNECTORS	(4) RJ-45, 10/100/1000 Mbps speed auto-negotiation, MDI-MDI-X auto-crossover; (1) 100/1000BASE-SFP module slot
INDICATORS	(1) P1 LED, (1) P2 LED, (1) ALM LED, (4) RJ-45 Ethernet Port Link LEDs, (4) RJ-45 Ethernet Port Speed LEDs, (1) SFP Port Link LED, (1) SFP Port Speed LED
DIMENSIONS (WITHOUT DIN RAIL CLIP)	4.4"H x 1.1"W x 3.5"D (11.2 x 2.9 x 8.9 cm)
WEIGHT	0.70 lb. (0.32 kg)
INSTALLATION OPTIONS	DIN-rail mounting; Wallmounting
POWER	
POE	No
INPUT	Redundant input terminals, reverse power protection
INPUT VOLTAGE	12–58 VDC
ENVIRONMENTAL	
OPERATING TEMPERATURE	-40 to +167° F (-40 to +75° C), cold startup at -40° C
STORAGE TEMPERATURE	-40 to +185° F (-40 to +85° C)
HUMIDITY	5 to 95% RH (non-condensing)



# SPECIFICATIONS

## INDUSTRIAL UNMANAGED POE GIGABIT ETHERNET SWITCH (LIE401A)

TOP VIEW



LIE401A

### WHAT'S INCLUDED WITH THE LIE401A

- (1) INDUSTRIAL UNMANAGED GIGABIT ETHERNET SWITCH
- (2) WALLMOUNT PLATES
- (1) DIN RAIL CLIP
- (1) DC POWER TERMINAL BLOCK
- (4) RJ-45 PORT DUST COVERS
- (1) SFP PORT DUST COVER

FRONT VIEW



LIE401A

INDUSTRIAL UNMANAGED POE GIGABIT ETHERNET SWITCH (LIE401A)	
APPROVALS	
STANDARDS	CE, EN61000-6-2, EN61000-6-4, ROHS2
FIRMWARE	
MAC ADDRESS	2000 MAC Addresses
FRAME SIZE	9000 Bytes (Jumbo frame capable)
BUFFER MEMORY	128 kbytes
HARDWARE	
CHASSIS	IP30
CONNECTORS	(4) RJ-45, IEEE 802.3at PoE PSE ports, 10/100/1000 Mbps speed auto-negotiation, MDI-MDI-X auto-crossover; (1) 100/1000BASE-SFP module slot
INDICATORS	(1) P1 LED, (1) P2 LED, (1) ALM LED, (4) RJ-45 Ethernet Port Link LEDs, (4) RJ-45 Ethernet Port Speed LEDs, (1) SFP Port Link LED, (1) SFP Port Speed LED
DIMENSIONS (WITHOUT DIN RAIL CLIP)	5.4"H x 1.1"W x 4.2"D (13.9 x 2.9 x 10.7 cm)
WEIGHT	1 lb. (0.46 kg)
INSTALLATION OPTIONS	DIN-rail mounting; Wallmounting
POWER	
POE	Yes
INPUT	Redundant input terminals, reverse power protection
INPUT VOLTAGE	12–58 VDC, 54–58 V for PoE+, 48–58 V for PoE
ENVIRONMENTAL	
OPERATING TEMPERATURE	-40 to +167° F (-40 to +75° C), cold startup at -40° C
STORAGE TEMPERATURE	-40 to +185° F (-40 to +85° C)
HUMIDITY	5 to 95% RH (non-condensing)



# SPECIFICATIONS

## COMPATIBLE SFPS FOR USE WITH THE MANAGED AND UNMANAGED INDUSTRIAL ETHERNET SWITCHES

COMPATIBLE SFPS		
PRODUCT CODE	DESCRIPTION	COMPATIBLE SWITCHES
LFP411	SFP/1250 Extended Diagnostics, LC multimode, 850 nm, 550 m	LIG401A, LIG1014A, LIG1082A, LIE401A, LIE1014A, LIE1082A
LFP412	SFP/1250 Extended Diagnostics, LC multimode, 1310 nm, 2 km	LIG401A, LIG1014A, LIG1082A, LIE401A, LIE1014A, LIE1082A
LFP413	SFP/1250 Extended Diagnostics, LC single-mode, 1310 nm, 10 km	LIG401A, LIG1014A, LIG1082A, LIE401A, LIE1014A, LIE1082A
LFP414	SFP/1250 Extended Diagnostics, LC single-mode, 1310 nm, 40 km	LIG401A, LIG1014A, LIG1082A, LIE401A, LIE1014A, LIE1082A
LFP401	SFP/155 Extended Diagnostics, LC multimode, 850 nm, 2 km	LIG401A, LIG1014A, LIG1082A, LIE401A, LIE1014A, LIE1082A
LFP402	SFP/155 Extended Diagnostics, LC multimode, 1310 nm, 2 km	LIG401A, LIG1014A, LIG1082A, LIE401A, LIE1014A, LIE1082A
LFP403	SFP/155 Extended Diagnostics, LC single-mode, 1310 nm, 30 km	LIG401A, LIG1014A, LIG1082A, LIE401A, LIE1014A, LIE1082A
LFP404	SFP/155 Extended Diagnostics, LC single-mode, 1310 nm, 60 km	LIG401A, LIG1014A, LIG1082A, LIE401A, LIE1014A, LIE1082A
LFP418	SFP/1250 Extended Diagnostics, LC single-mode, 1550 nm, 80 km	LIG401A, LIG1014A, LIG1082A, LIE401A, LIE1014A, LIE1082A
LFP420	Simplex SFP/1250, Extended Diagnostics, single-mode, 1550 nm TX, 1310 nm RX	LIG401A, LIG1014A, LIG1082A, LIE401A, LIE1014A, LIE1082A

NOTE: LIG1080A and LIE1080A do not have SFP slots.



## ORDERING INFORMATION

ITEM	CODE
Industrial Managed Gigabit Ethernet Switch	
Standard	
10 RJ-45 ports, 4 SFP Cages	<b>LIG1014A</b>
8 RJ-45 ports	<b>LIG1080A</b>
6 RJ-45 ports, 2 SFP Cages	<b>LIG1082A</b>
With PoE+	
8 RJ-45 PoE ports, 4 SFP Cages	<b>LIE1014A</b>
4 RJ-45 ports, 4 RJ-45 PoE ports	<b>LIE1080A</b>
2 RJ-45 ports, 4 RJ-45 PoE ports, 2 SFP Cages	<b>LIE1082A</b>
Industrial Unmanaged Gigabit Ethernet Switch	
Standard	<b>LIG401A</b>
With PoE+	<b>LIE401A</b>

## DISCLAIMER

Black Box Corporation shall not be liable for damages of any kind, including, but not limited to, punitive, consequential or cost of cover damages, resulting from any errors in the product information or specifications set forth in this document and Black Box Corporation may revise this document at any time without notice.

## ABOUT BLACK BOX

Black Box® is a trusted IT solutions provider delivering cutting-edge technology solutions and world-class consulting services to businesses across the globe. The breadth of our global reach, continuous innovation, and depth of our expertise accelerate customer success by bringing people, ideas, and technology together to solve real-world business problems. Our IT infrastructure solutions, services, and products enable secure, flawless connectivity and meaningful collaboration for businesses in every major market across six continents. To learn more, visit the Black Box website at [www.blackbox.com](http://www.blackbox.com).

Follow the company on X, formerly known as Twitter @BlackBox\_ns. Black Box® and the Double Diamond logo are registered trademarks of BB Technologies, LLC.

EN\_NET\_Datasheet\_LIG1080A\_LIE1080A\_Rev1\_2311.PDF  
© COPYRIGHT 2018. BLACK BOX CORPORATION. ALL RIGHTS RESERVED.

