



TAOGLAS®



Datasheet

Optimus 2-in-1

Part No:
MA210.K.CG.001

Description:

Optimus 2-in-1 Low Profile Adhesive Mount 2*Wi-Fi(including Wi-Fi 6) MIMO
With 3m Braided Cable Assembly

Features:

2.4GHz/5.8~7.125GHz Bands
2*Wi-Fi (including Wi-Fi 6) MIMO
3M Adhesive Mount
IP67 Rated Enclosure
Cables: 3000mm in Braid
Connectors: RP-SMA(M)
Dimensions: 62.8*68*12mm
RoHS & Reach Compliant

1. Introduction	3
2. Specifications	4
3. Antenna Characteristics	5
4. Radiation Patterns	8
5. Mechanical Drawing	11
6. Packaging	12
<hr/>	
Changelog	13

Taoglas makes no warranties based on the accuracy or completeness of the contents of this document and reserves the right to make changes to specifications and product descriptions at any time without notice. Taoglas reserves all rights to this document and the information contained herein. Reproduction, use or disclosure to third parties without express permission is strictly prohibited.



1. Introduction



The MA210 Optimus is an adhesive-mount Wi-Fi MIMO 2-in-1 antenna with high efficiency across the full spectrum of Wi-Fi (including Wi-Fi 6) bands. The MIMO capabilities of this antenna allow for increased channel capacity and reduced transmitting power, making it an excellent choice for high speed wireless applications. The MA210 Optimus comes in a quality, low-profile housing with high grade 3M double-sided tape for quick and easy mounting on glass, plastic, or even out of sight under a dashboard. The enclosure is rated IP67 for water resistance and outdoor usage. The 360mm RG-174 cable pigtails combine with 2,640mm of braided CFD-200 cables to ensure low losses over the 3000mm cable length.

Many module manufacturers specify peak gain limits for any antennas that are to be connected to that module. Those peak gain limits are based on free space conditions. In practice, the peak gain of an antenna tested in free space can degrade by at least 1 or 2 dBi when put inside a device. So ideally you should go for a slightly higher peak gain antenna than mentioned on the module specification to compensate for this effect, giving you better performance.

Upon testing of any of our antennas with your device and a selection of appropriate layout, integration technique, or cable, Taoglas can make sure any of our antennas' peak gain will be below the peak gain limits. Taoglas can then issue a specification and/or report for the selected antenna in your device that will clearly show it complying with the peak gain limits, so you can be assured you are meeting regulatory requirements for that module.

For example, a module manufacturer may state that the antenna must have less than 2 dBi peak gain, but you don't need to select an embedded antenna that has a peak gain of less than 2 dBi in free space. This will give you a less optimized solution. It is better to go for a slightly higher free space peak gain of 3 dBi or more if available. Once that antenna gets integrated into your device, performance will degrade below this 2 dBi peak gain due to the effects of GND plane, surrounding components, and device housing. If you want to be absolutely sure, contact Taoglas and we will test. Choosing a Taoglas antenna with a higher peak gain than what is specified by the module manufacturer and enlisting our help will ensure you are getting the best performance possible without exceeding the peak gain limits.

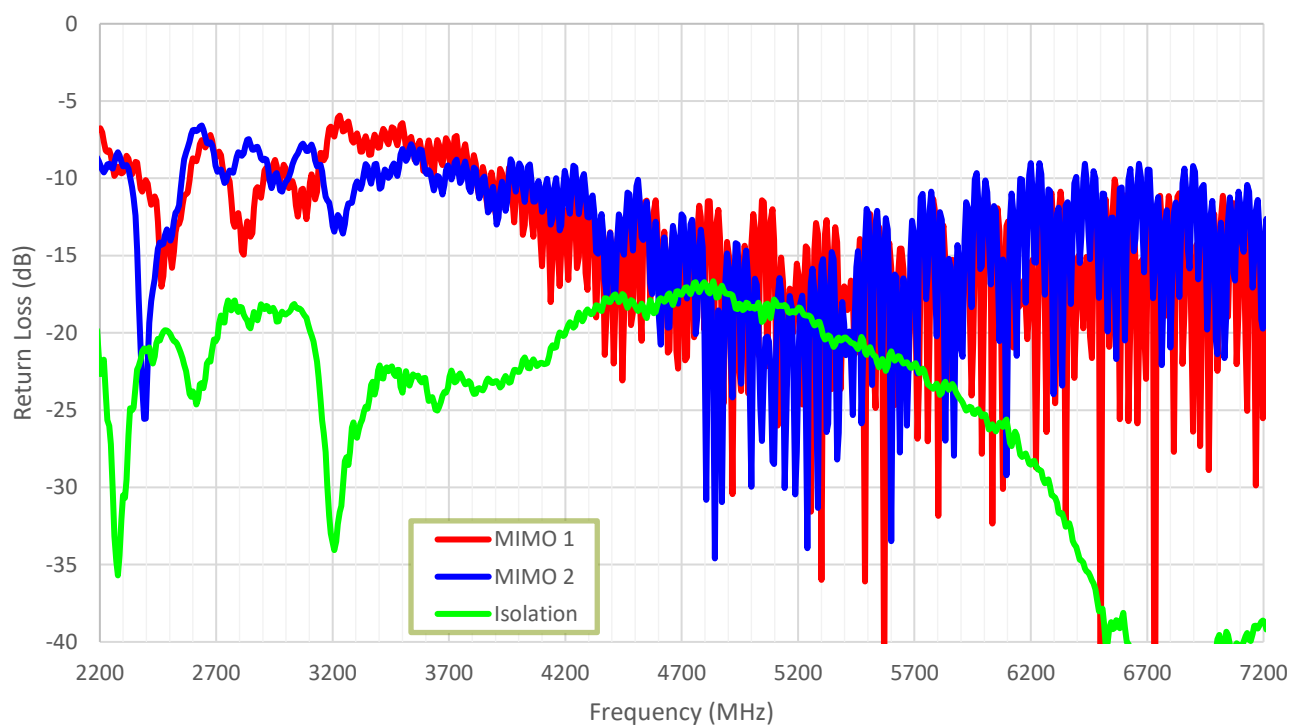
Cables and Connectors are customizable, contact your regional Taoglas customer support team for further information.

2. Specifications

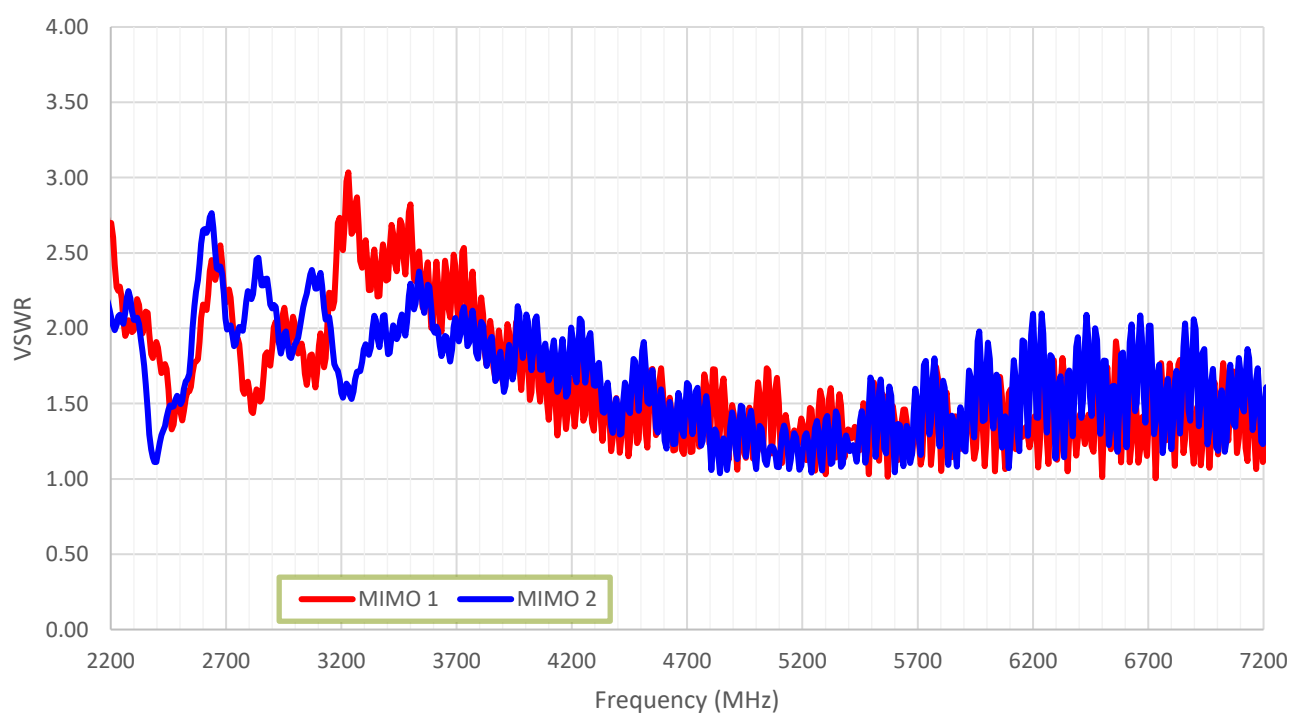
Wi-Fi MIMO Free Space Electrical								
Band	Frequency (MHz)	Setup	Efficiency (%)	Average Gain (dB)	Peak Gain (dBi)	Impedance	Polarization	Radiation Pattern
2.4GHz Wi-Fi	2400~2500	MIMO 1	28.7	-5.4	0.2	50 Ω	Linear	Omni-Directional
		MIMO2	31.5	-5	0.6			
5.8GHz Wi-Fi	5150~5850	MIMO 1	29.3	-5.4	1.4			
		MIMO2	31.8	-5	1.4			
7.1GHz Wi-Fi 6	5925~7125	MIMO 1	34.5	-4.7	1.9			
		MIMO2	28.9	-5.4	0.2			
Mechanical								
Antenna Dimensions			62.8mm x 68mm x 12mm					
Casing			PC+ABS					
Waterproof			IP67					
Weight			290g					
Adhesive			3M 9448 + CR-4305					
Cable			360mm RG-174 with braided 2640mm CFD 200					
Connector			RP-SMA(M)					
Environmental								
Operation Temperature			-40°C to 85°C					
Storage Temperature			-40°C to 90°C					
Humidity			Non-condensing 65°C 95% RH					

3. Antenna Characteristics

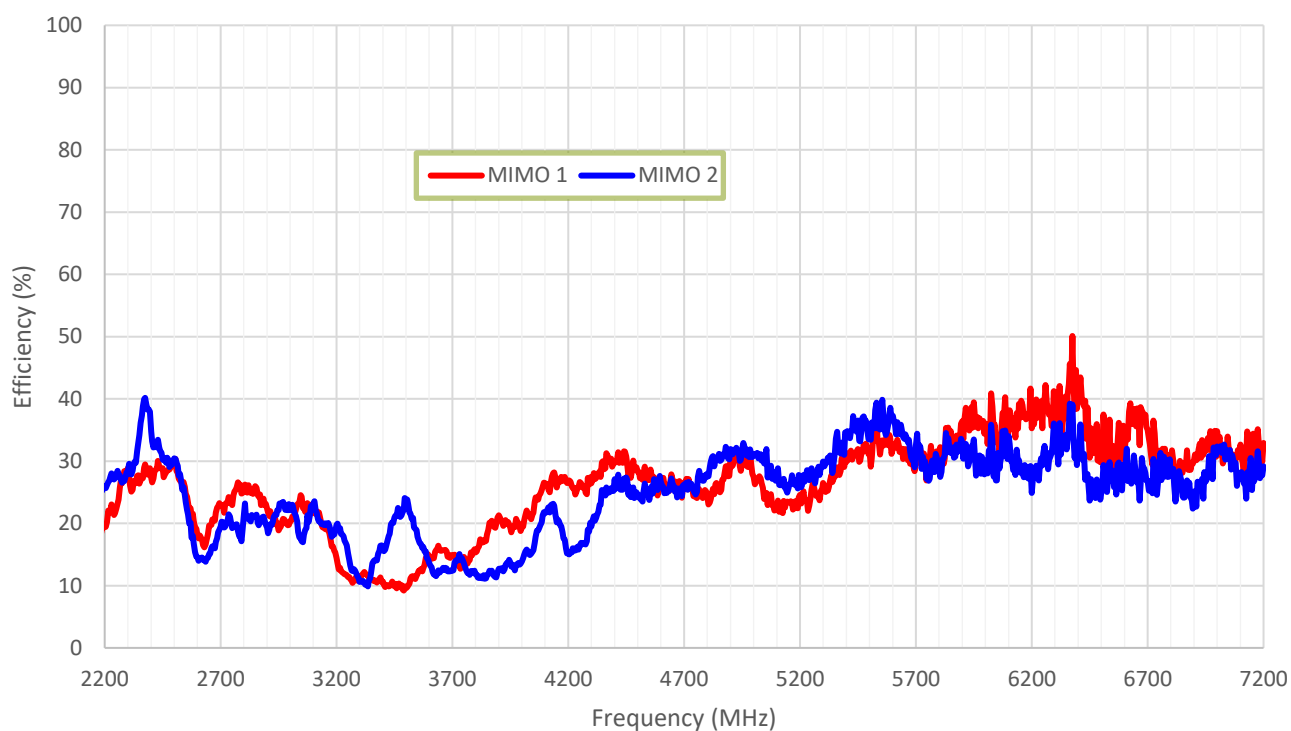
3.1 Return Loss



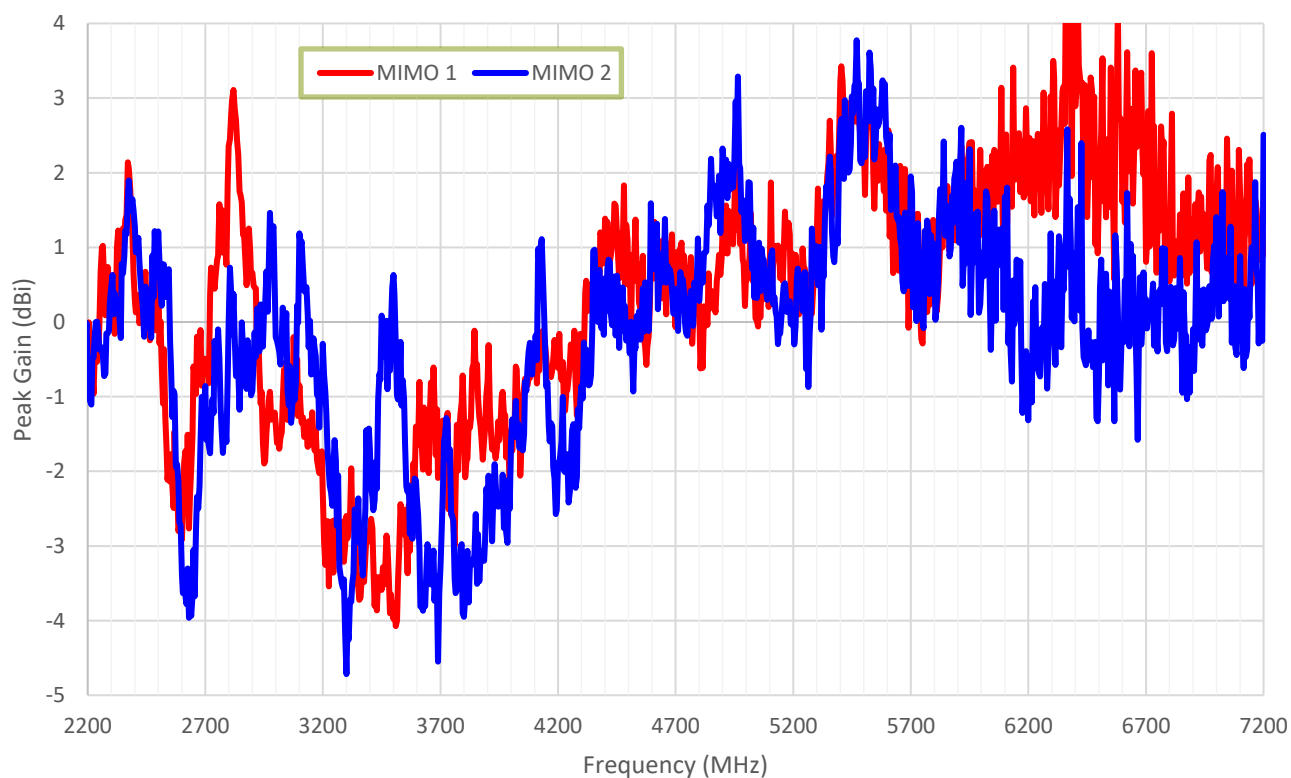
3.2 VSWR



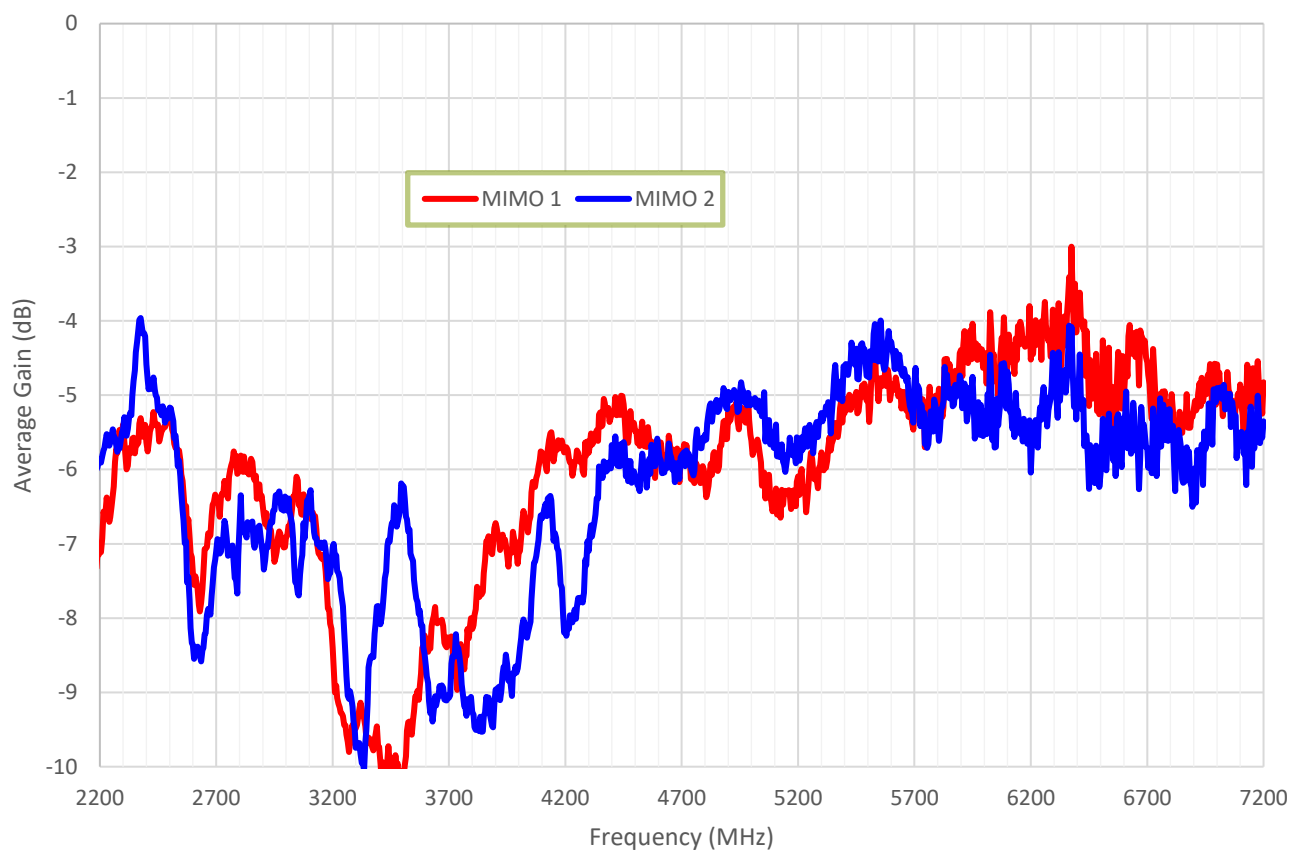
3.3 Efficiency



3.4 Peak Gain



3.5 Average Gain



4. Radiation Patterns

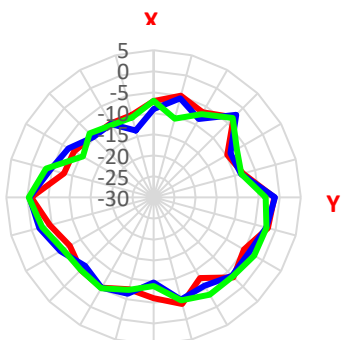
4.1 Test Setup – Free Space



4.2 Wi-Fi MIMO 1 3D and 2D Radiation Patterns

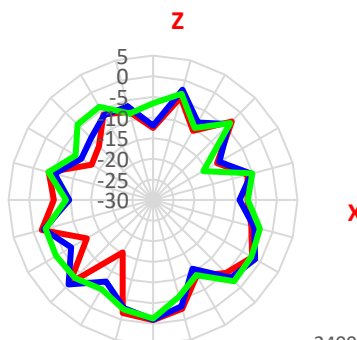
2400-2500MHz

XY Plane



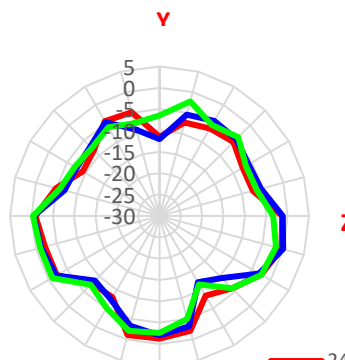
— 2400 MHz
— 2450 MHz
— 2500 MHz

XZ Plane



— 2400 MHz
— 2450 MHz
— 2500 MHz

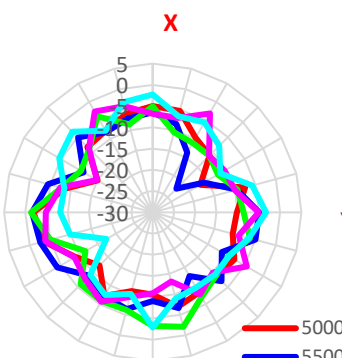
YZ Plane



— 2400 MHz
— 2450 MHz
— 2500 MHz

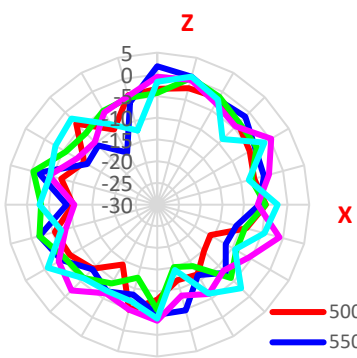
5000-7000MHz

XY Plane



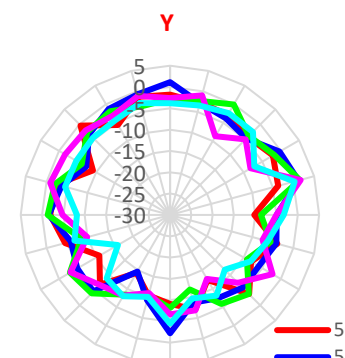
— 5000 MHz
— 5500 MHz
— 6000 MHz
— 6500 MHz
— 7000 MHz

XZ Plane



— 5000 MHz
— 5500 MHz
— 6000 MHz
— 6500 MHz
— 7000 MHz

YZ Plane

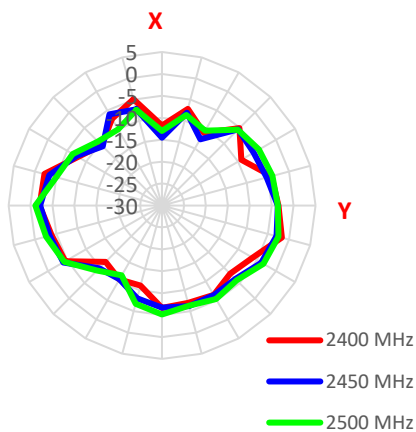


— 5000 MHz
— 5500 MHz
— 6000 MHz
— 6500 MHz
— 7000 MHz

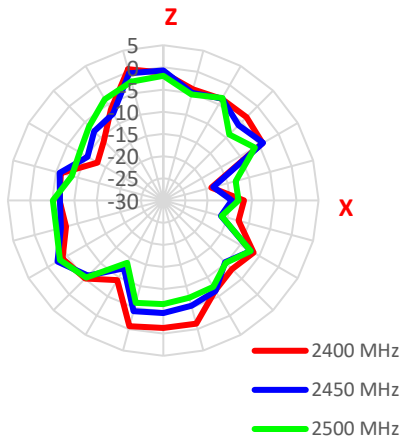
4.3 Wi-Fi MIMO 2 3D and 2D Radiation Patterns

2400-2500MHz

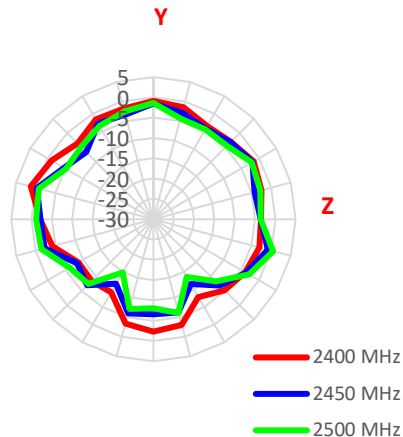
XY Plane



XZ Plane

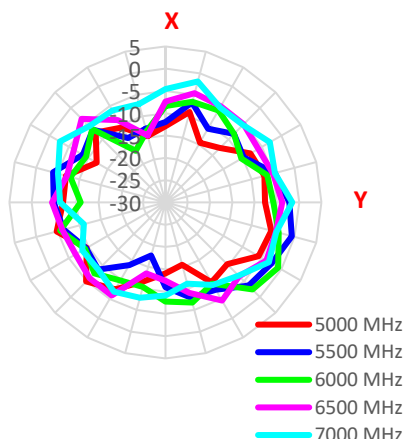


YZ Plane

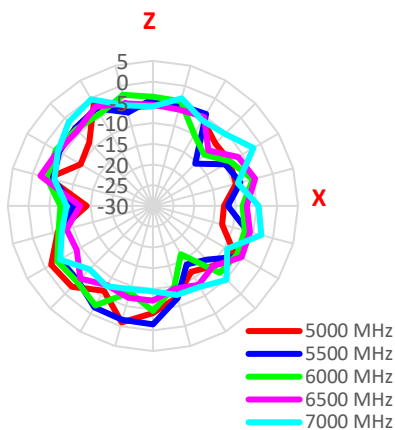


5000-7000MHz

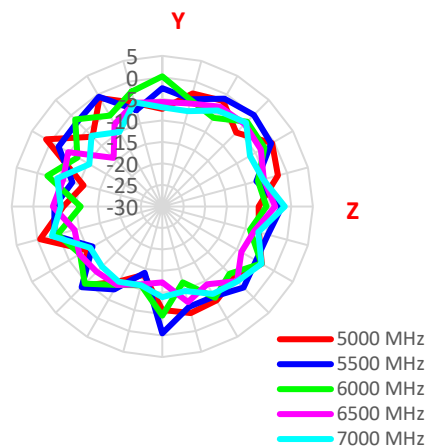
XY Plane



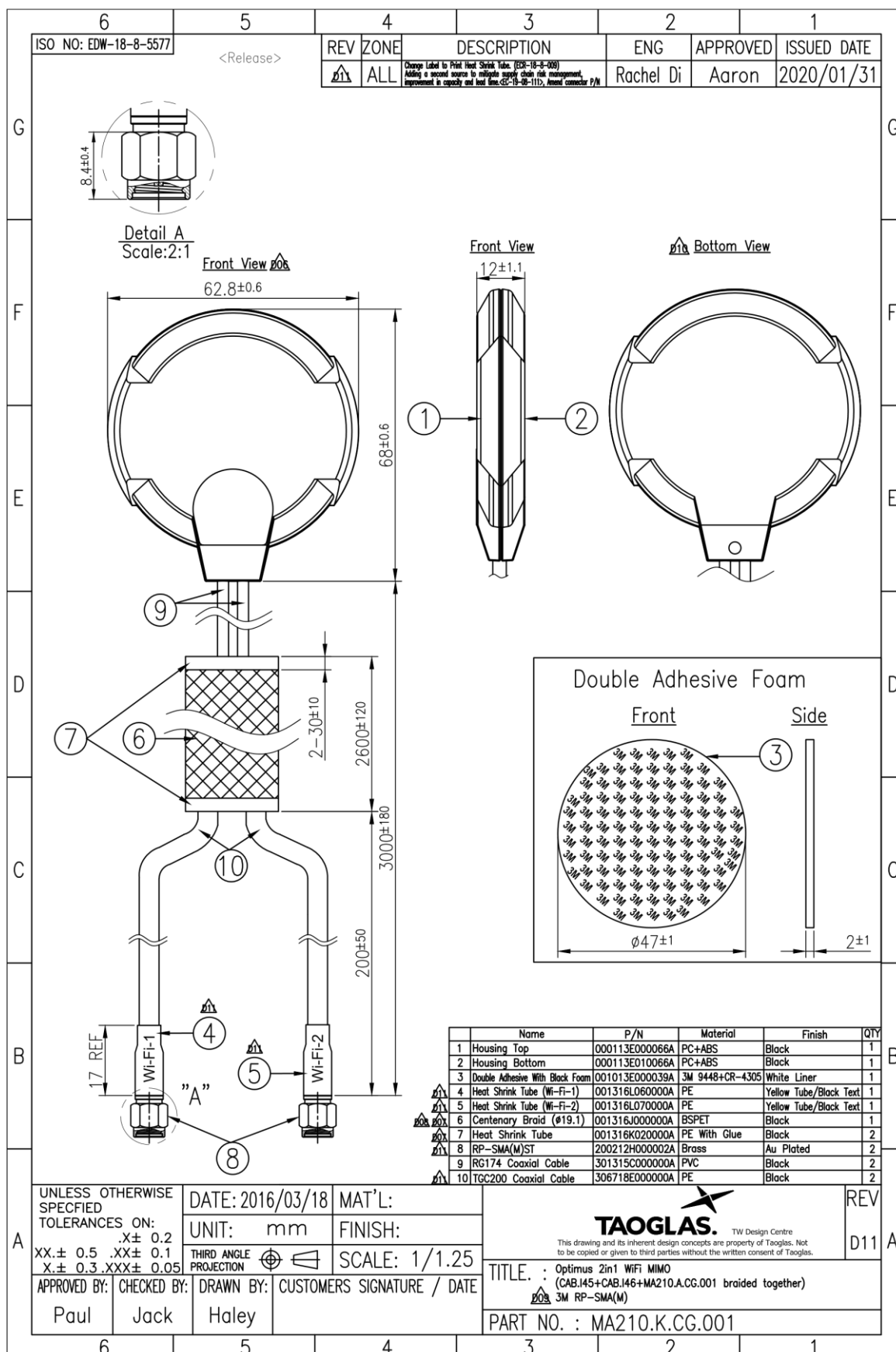
XZ Plane



YZ Plane

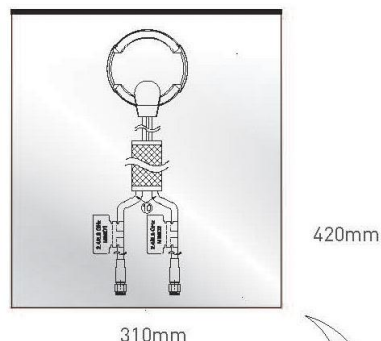


5. Mechanical Drawing (Units: mm)

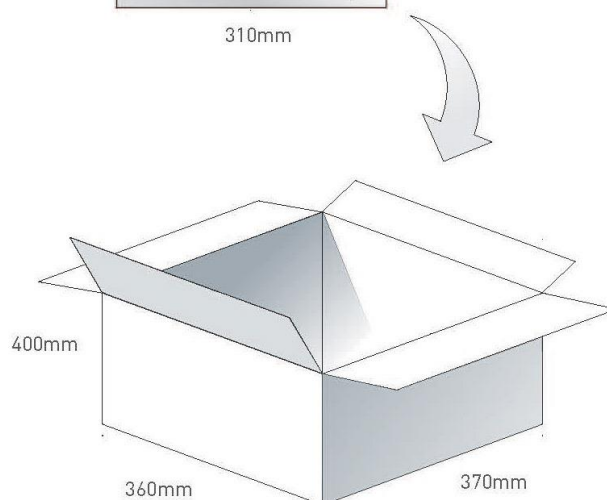


6. Packaging

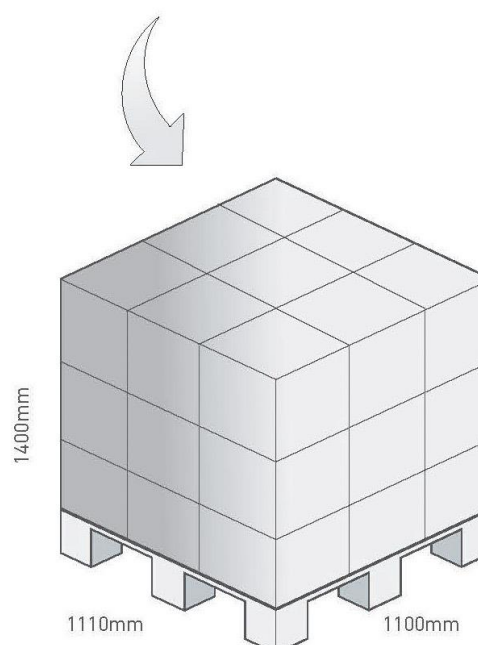
1pc MA210.K.CG.001 per small PE bag
Bag Dimensions - 310*420 mm
Weight - 315g



20pcs MA210.K.CG.001 per carton
Carton Dimensions - 360*370*400mm
Weight - 7.25Kg



Pallet Dimensions 1110mm*1100mm*1400mm
27 Cartons per Pallet
9 Cartons per layer
3 Layers



Changelog for the datasheet

SPE-18-8-049 – MA210.K.CG.001

Revision: C

Date:	2020-09-16
Changes:	Wi-Fi 6 data Updated
Changes Made by:	Jack Conroy

Previous Revisions

Revision: B

Date:	2020-03-26
Changes:	Drawing Updated
Changes Made by:	Jack Conroy

Revision: A (Original First Release)

Date:	2018-04-17
Notes:	
Author:	Jack Conroy



www.taoglas.com

