



TAOGLAS®



Datasheet

Barracuda X

Part No:
OMB.915.K11F21

Description:

915MHz 11dBi Omnidirectional Outdoor Antenna

Features:

- 11dBi Gain Omnidirectional Antenna
- Wall and Pole Mounting Options
- Robust Design Suitable for Harsh Outdoor Environments
- IP56 Rating
- Connector: N Type Female
- Total Height: 3155mm
- Radome Diameter: 47mm
- Bracket Dimensions: 350*60mm
- RoHS & Reach Compliant

1. Introduction	3
2. Specifications	4
3. Antenna Characteristics	5
4. 2D Radiation Patterns	7
5. Mechanical Drawing	8
6. Packaging	9
7. Antenna Installation Guide	10
<hr/>	
Changelog	11

Taoglas makes no warranties based on the accuracy or completeness of the contents of this document and reserves the right to make changes to specifications and product descriptions at any time without notice. Taoglas reserves all rights to this document and the information contained herein.

Reproduction, use or disclosure to third parties without express permission is strictly prohibited.

Copyright © Taoglas Ltd.



1. Introduction



The Taoglas Barracuda X, OMB.915.K11F21, is a fiberglass omnidirectional outdoor antenna, operating on the 915MHz ISM band and is designed to offer long distance coverage. The antenna is designed for applications such as metering, industrial & environmental monitoring, remote asset monitoring and mesh network applications. The 915MHz band is one of the most widely used license free ISM bands. Typical applications are in SigFox, LoRa and private LPWA networks.

With a 11.7dBi peak gain, the OMB.915.K11F21 omnidirectional antenna radiates uniformly in the azimuth. This collinear design characteristic provides the best performance, giving optimized coverage and therefore longer range in the horizontal plane over 360 degrees, thus minimizing the amount of nodes needed for a mesh network. The larger size on this antenna allows for a greater peak gain and performance across the 915MHz ISM band.

The UV resistant fiberglass housing enables the OMB antenna to be utilized in all kinds of harsh environments making it more robust and safer than traditional whip antennas. It can be connected directly to the access point or telemetry unit or can be mounted on wall or device surface via the N-type connector and a pole-mount and wall-mount bracket is included.

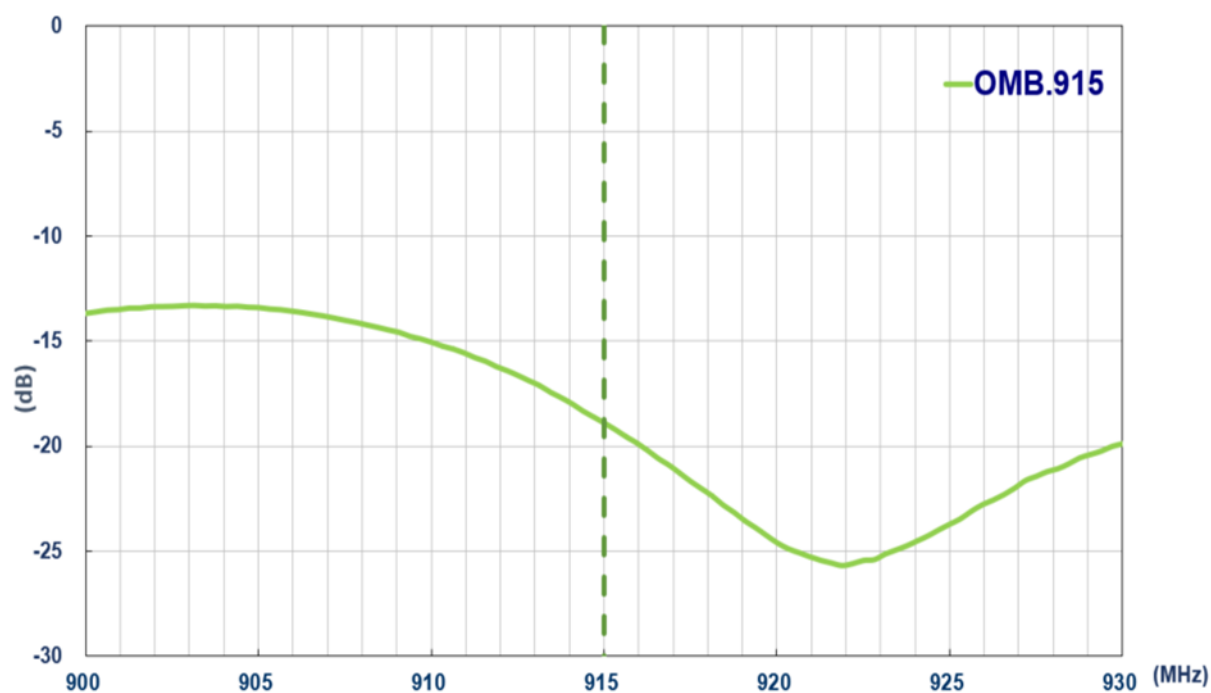
For more information, contact your regional Taoglas customer support team.

2. Specifications

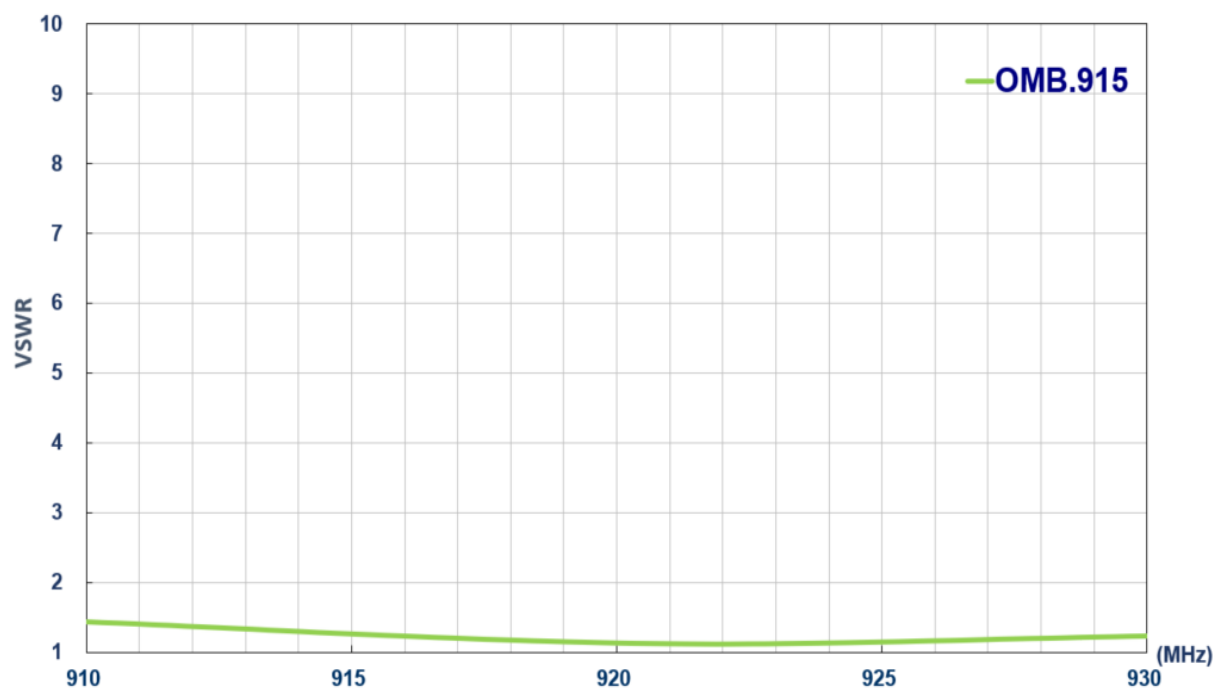
Electrical	
Frequency Range	902~928MHz
Antenna Type	Collinear
Peak Gain	11.7dBi
Polarization	Vertical
Impedance	50 ohms
Max Input Power	100 watts
VSWR	<2:1
Radiation	Omnidirectional
Vertical Beam-width	7 Deg
Horizontal Beam-width	360 Deg
Antenna Design	Dipole Array
Internal Material	Copper
Connector	N Type Female
Mechanical	
Length	3155mm(Max)
Bracket Dimension	350*60mm(Max)
Radome Diameter	47mm
Antenna Weight (G.W)	7 Kg
Application	Indoor/Outdoor
Radome Material	White Fiberglass
Base Material	Aluminum
Mount Style	Pole Mount(35mm~50mm)/Wall Mount
Mounting	Stainless Steel
Wind Resistance	>150mph(>241km/h)
Environmental	
Storage Temperature	-40°C to +80°C
Operating Temperature	-40°C to +60°C
Operating Humidity	10%~90% non-condensing
Storage Humidity	5%~90% non-condensing

3. Antenna Characteristics

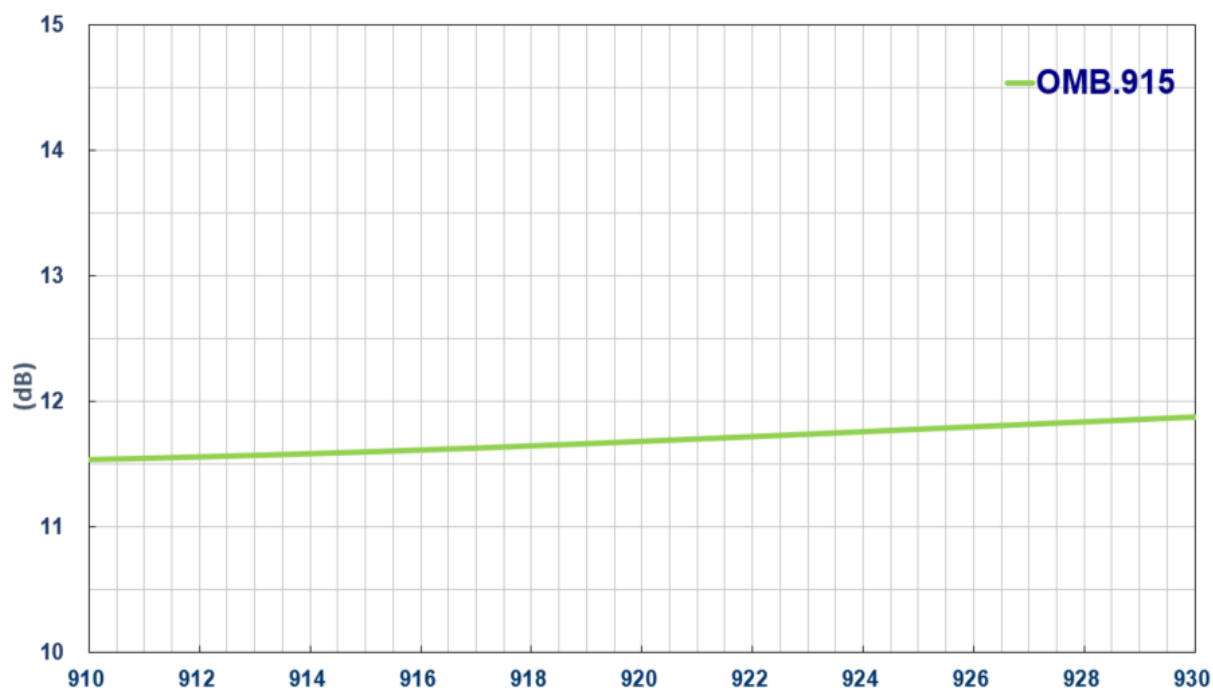
3.1 Return Loss



3.2 VSWR

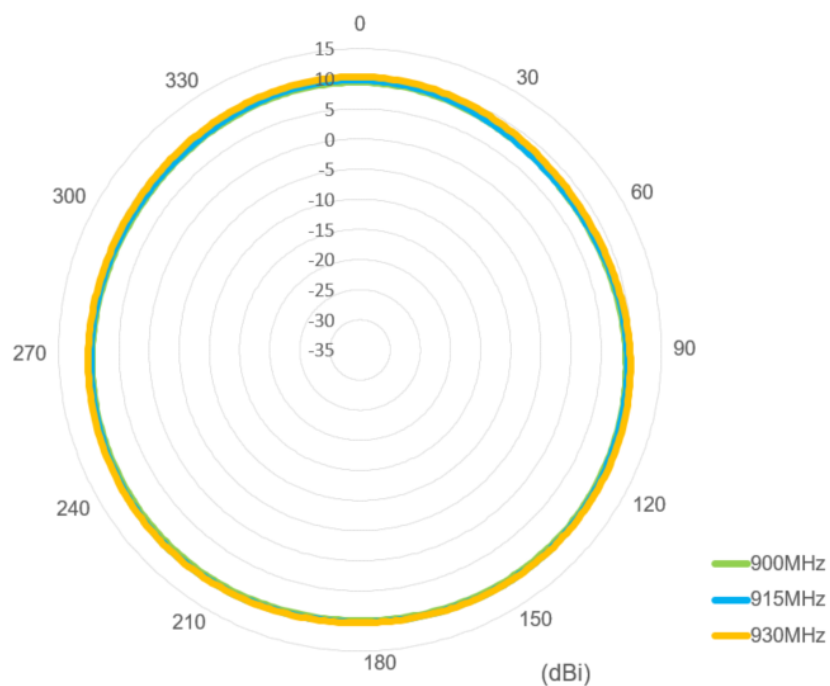


3.3 Peak Gain

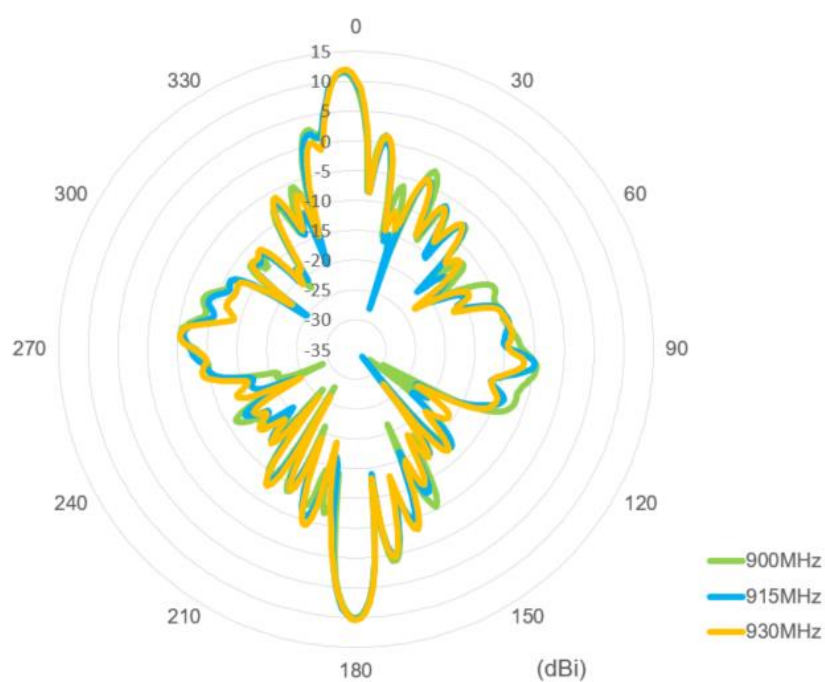


4. 2D Radiation Patterns

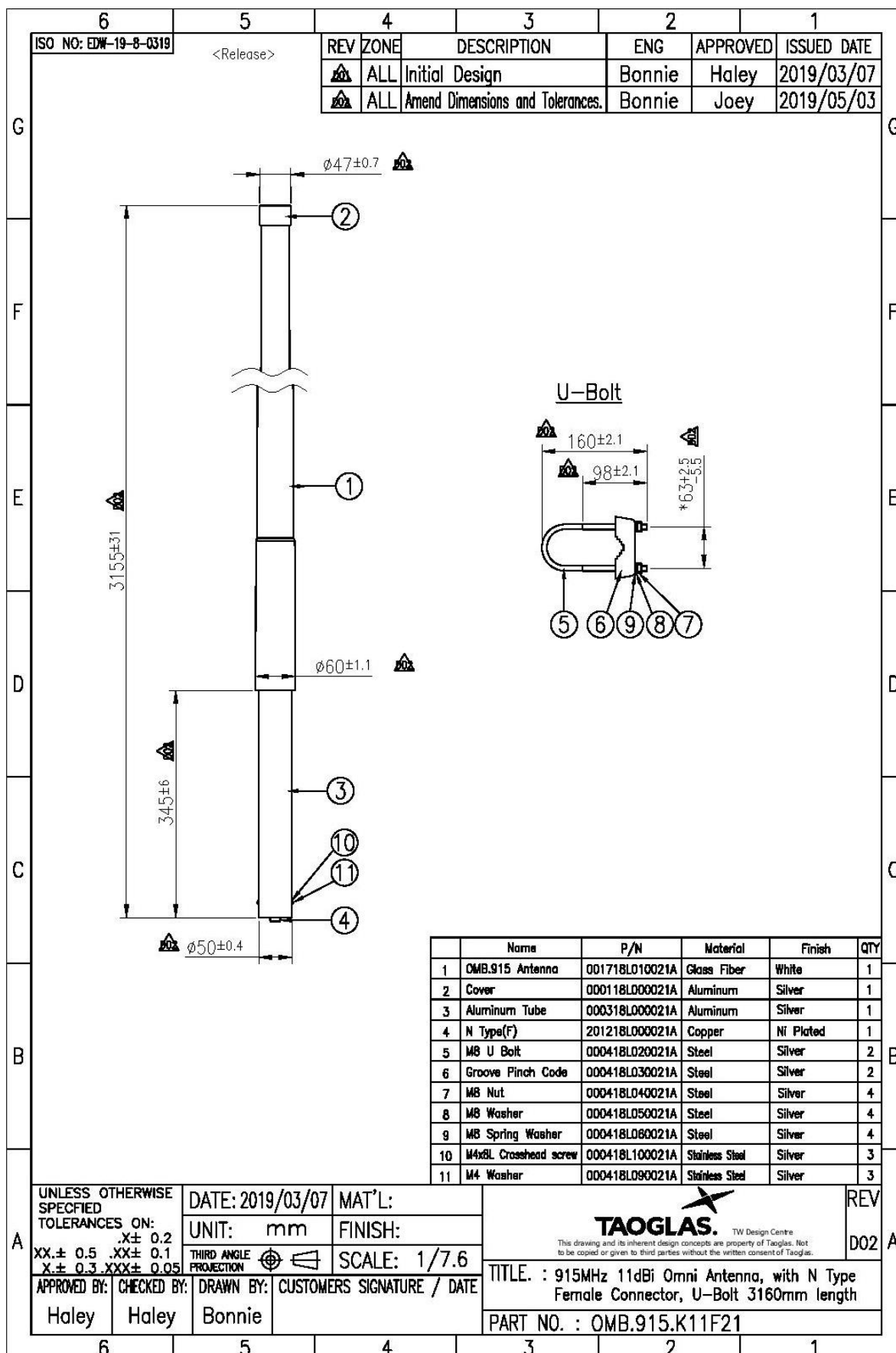
4.1 Horizontal Pattern



4.2 Vertical Pattern




5. Mechanical Drawing (Units: mm)

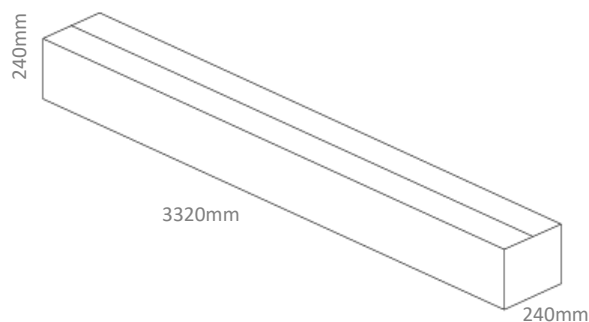


6. Packaging

1pc OMB.915.K11F21 Packaging per Bag
 Bag Dimensions - 3300*100*100mm
 Weight – 7.825Kg



4pcs OMB.915.K11F21 per carton
 Dimensions - 3320*240*240 mm
 Weight – 31.4 Kg



Changelog for the datasheet

SPE-19-8-059 – OMB.915.K11F21

Revision: A (Original First Release)

Date:	2019-05-21
Notes:	Initial Datasheet Release
Author:	Jack Conroy

Previous Revisions



www.taoglas.com

