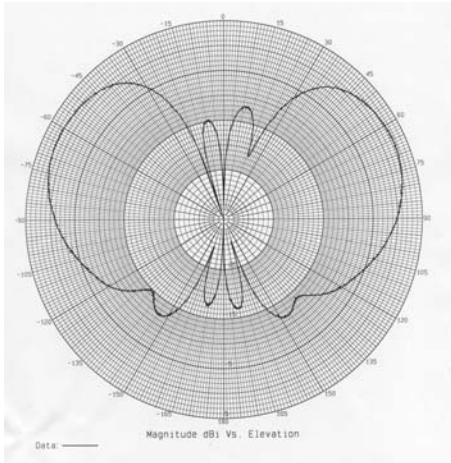


RM-WHF-XX Antenna

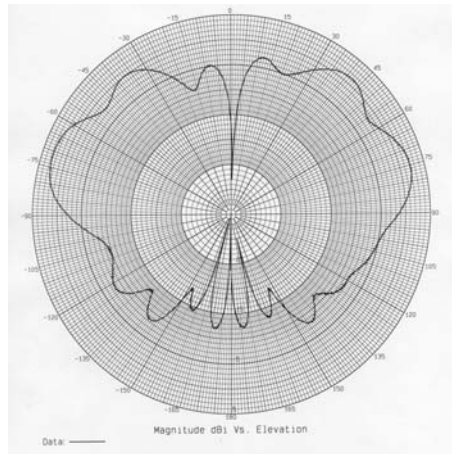
High Frequency Body Mount Wide-Band “BUS” Antenna

3 dBi (5 dBi peak), 1.7 GHz thru 6.0 GHz

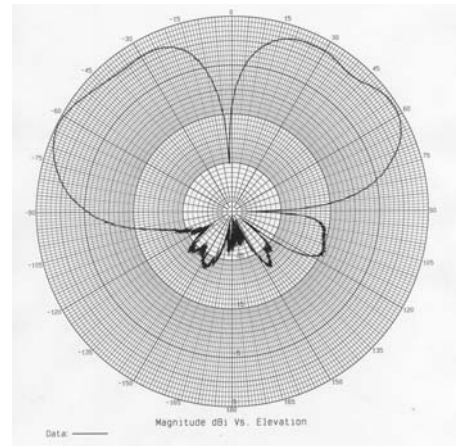
RM-WHF-XX at 2400 MHz – Elevation



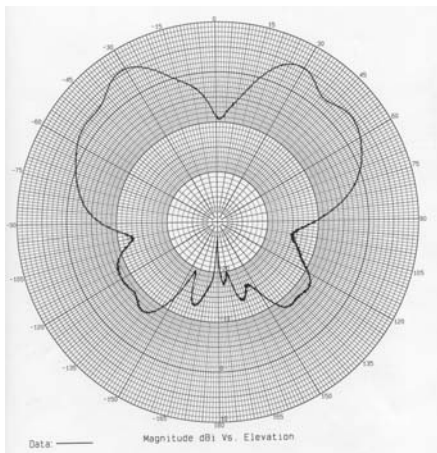
RM-WHF-XX at 3600 MHz – Elevation



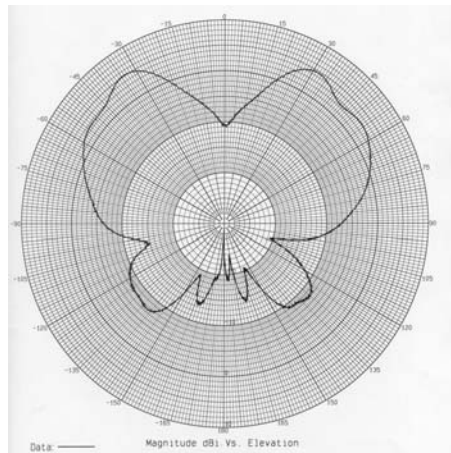
RM-WHF-XX at 4900 MHz – Elevation



RM-WHF-XX at 5100 MHz – Elevation



RM-WHF-XX at 5300 MHz – Elevation



RM-WHF-XX at 5800 MHz – Elevation

