



## Antaira Technologies

### ARX-7234-AC-PD-T

Industrial Outdoor IP67 Metal Housing IEEE 802.11a/b/g/n/ac  
Dual Radio Wireless AP/Client/Bridge/Repeater with PoE PD;  
EOT: -40°C to 70°C

## Quick Installation Guide

Version 1.0  
(November 2018)




Tel: 1-844-268-2472  
Fax: 1-714-671-9944  
www.antaira.com

## Package Check List

The package contains the following items:

- 1 – Quick Installation Guide
- 1 – ARX-7234-AC-PD-T
- 1 – Wall/Pole Mounting Bracket Set with Screws
- 1 – Mounting Configuration Guide
- 2 – Antennas

## Front Panel Layout



## Product Overview

### System Interface/Performance

- Quad-core ARM A7 716MHz
- WAN 1\*10/100/1000Tx
- LAN 1\*10/100/1000Tx (with PoE PD)
- WLAN supports concurrent 2.4G/5GHz Wi-Fi

### Power Input & Connection

- PoE PD: 48-56VDC

### Operating Temperature

- -40°C to 70°C

### Case/Installation

- Aluminum with IP67 protection
- Installation in a Pollution Degree 2 industrial environment
- Pole and wall mount design

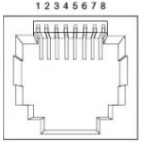
## Quick Installation

### Ethernet Ports

#### RJ45 Ports (Auto MDI/MDIX)

All RJ45 ports are auto-sensing for 10Base-T, 100Base-TX, 1000Base-Tx device connections. Please follow the wiring pin assignment table below for Ethernet port installation.

RJ45 Ethernet Port Pin Outs				
Pins	T568A Color	T568B Color	10Base-T, 100Base-TX	1000Base-T(X)
Pin 1	white/green stripe	white/orange stripe	Rx+	TP0+
Pin 2	green solid	orange solid	Rx-	TP0-
Pin 3	white/orange stripe	white/green stripe	Tx+	TP1+
Pin 4	blue solid	blue solid	unused	TP2+
Pin 5	white/blue stripe	white/blue stripe	unused	TP2-
Pin 6	orange solid	green solid	Tx-	TP1-
Pin 7	white/brown stripe	white/brown stripe	unused	TP3+
Pin 8	brown solid	brown solid	unused	TP3-

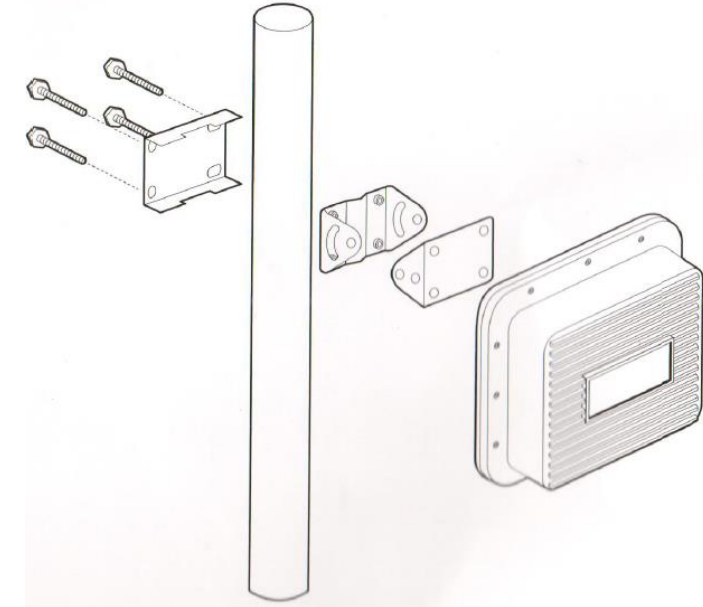


### Power Input Wiring

Please connect PoE copper into the wireless AP's Ethernet LAN Port (Power: 48V PoE+) to power the device.

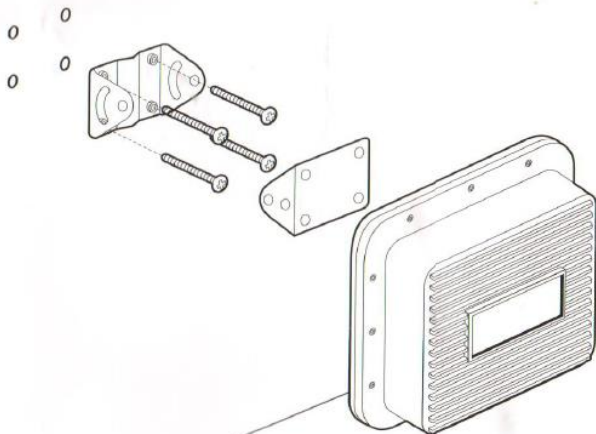
## Mounting Configuration

### Pole Mounting



## Wall Mounting

### 2. Wall Mounting Figure



## Field Maintenance and Service

- If the device requires servicing of any kind, the user is required to disconnect and remove it from its mounting. The initial installation should be done in a way that makes this as convenient as possible.
- Voltage/power lines should be properly insulated as well as other cables. Be careful when handling them so as to not trip over.
- Do not under any circumstance insert foreign objects of any kind into the heat dissipation holes located in the different faces of the device. This may not only harm the internal layout, but might cause harm to user as well.
- Do not under any circumstance open the device for any reason. Please contact your dealer for any repair needed or follow the instructions within the manual.

## Warranty Policy

### Warranty Conditions

Products supplied by Antaira Technologies are covered in this warranty for sub-standard performance or defective workmanship. The warranty is not, however, extended to goods damaged in the following circumstances:

- (a) Excessive forces or impacts
- (b) War or an Act of God: wind storm, fire, flood, electric shock, earthquake
- (c) Use of unqualified power supply, connectors, or unauthorized parts/kits
- (d) Replacement with unauthorized parts

### RMA and Shipping Costs Reimbursement

Customers shall always obtain an authorized "RMA" number from Antaira before shipping the goods for repair or replacement.

- Within the warranty period (based on the invoice date), all parts and labor are free of charge to the customers.
- Customers are responsible for the cost of parts and labor, if the products are out of warranty.
- For RMA service, customers are responsible for the shipping expense for shipping the RMA unit(s) to Antaira. Antaira is responsible for the shipping expense via a ground service for the return repair/replace unit(s) back to customers.

### Limited Liability

Antaira would not be held responsible for any consequential losses from using Antaira's product.

### Warranty Period

5-Year Warranty

### **Antaira's Customer Service and Support**

- Antaira's Technical Service & Support Centers:
  - + 844-268-2472 (Antaira US Headquarter)
  - + 48-22-862-88-81 (Antaira Europe Office)
  - + 886-2-2218-9733 (Antaira Asia Office)
- Antaira's Web Sites & Repair/Support Emails:
  - [www.antaira.com](http://www.antaira.com) / [support@antaira.com](mailto:support@antaira.com)
  - [www.antaira.eu](http://www.antaira.eu) / [info@antaira.eu](mailto:info@antaira.eu)
  - [www.antaira.com.tw](http://www.antaira.com.tw) / [info@antaira.com.tw](mailto:info@antaira.com.tw)

**\*Any changes will be announced on the Antaira website.**