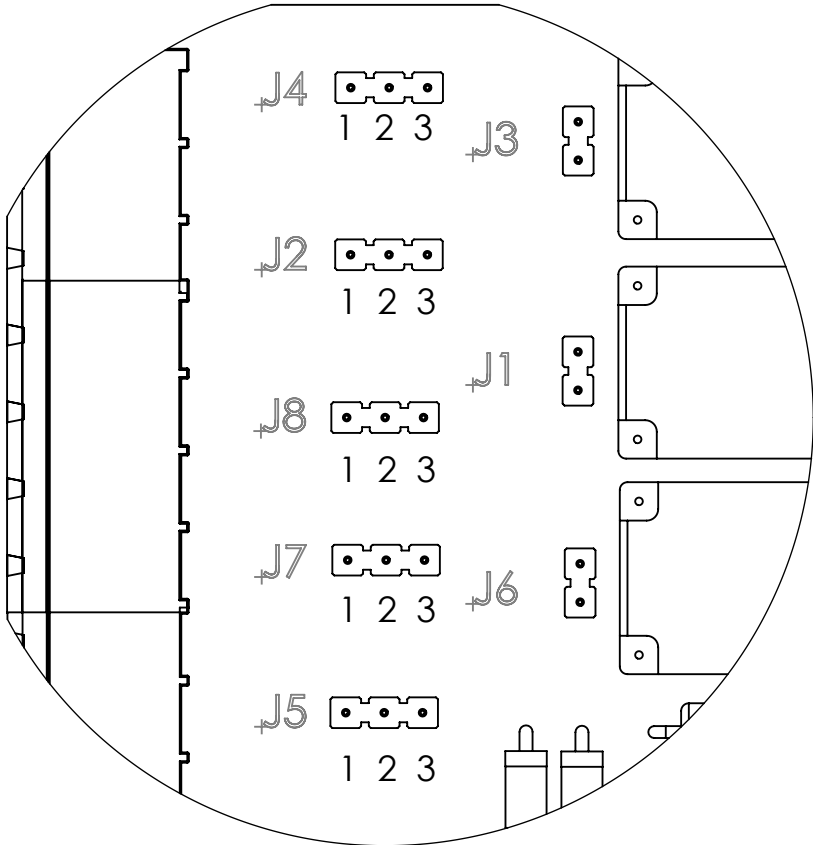
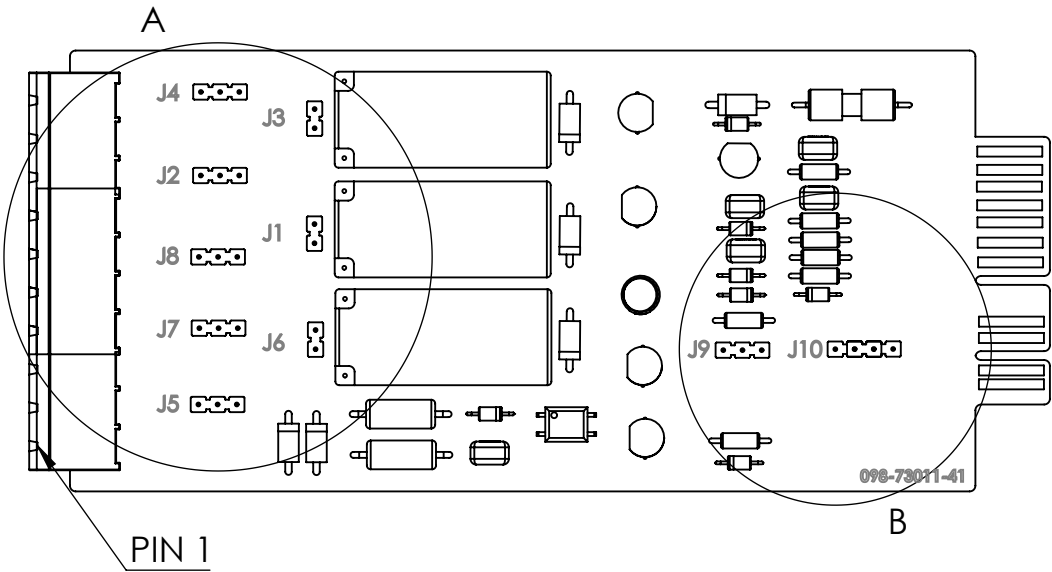


ZONE	REV.	DESCRIPTION	DATE

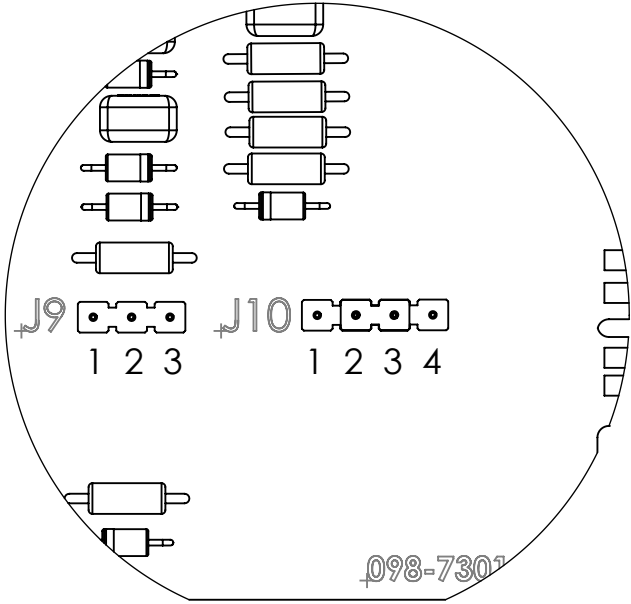
Default Jumper Settings				
Jumper #	Description	Jumper Positions	Condition	Default Position
J1	Utility Loss Common	1- 2	Open or Closed	Closed
J2	Utility Loss	1-2 / 2-3	Normally Open or Normally Closed	2 - 3 (N.C.)
J3	Low Battery Common	1- 2	Open or Closed	Closed
J4	Low Battery	1-2 / 2-3	Normally Open or Normally Closed	1 - 2 (N.O.)
J5	Remote Shutdown	1-2 / 2-3	External Supply or Internal Supply	2 - 3 (Internal Supply)
J6	Fault / Bypass Common	1- 2	Open or Closed	Closed
J7	Fault / Bypass	1-2 / 2-3	Normally Open or Normally Closed	1 - 2 (N.O.)
J8	MBS / Bypass	1-2 / 2-3	Normally Open or Normally Closed	1 - 2 (N.O.)
J9*	New / Old CPU	1-2 / 2-3	Open or Closed	1 - 2 (SSG Model)
J10*	On Bypass Setting	1-2 / 2-3 / 3-4	Disable / SSG / SGTG	2 - 3 (Enable)



DETAIL A



PIN 1



DETAIL B

*NOTE: DO NOT CHANGE DEFAULT JUMPER SETTING OR DAMAGE MAY RESULT.

PROPRIETARY AND CONFIDENTIAL
THE INFORMATION CONTAINED IN THIS DRAWING IS THE SOLE PROPERTY OF FALCON ELECTRIC, INC. ANY REPRODUCTION IN PART OR AS A WHOLE WITHOUT THE WRITTEN PERMISSION OF FALCON ELECTRIC, INC. IS PROHIBITED.

		UNLESS OTHERWISE SPECIFIED:	DRAWN	NAME	DATE	FALCON ELECTRIC, INC. 5116 AZUSA CANYON RD. IRVINDALE, CA 91706 TITLE: SSG SERIES UNIVERSAL DRY CONTACT RELAY CARD		
		DIMENSIONS ARE IN INCHES TOLERANCES: FRACTIONAL $\pm .03$ TWO PLACE DECIMAL $\pm .02$ THREE PLACE DECIMAL $\pm .010$	CHECKED					
			ENG APPR.					
			MFG APPR.					
			Q.A.					
		MATERIAL	COMMENTS:			PART #: UA88246		
		FINISH						
NEXT ASSY	USED ON					SIZE B	DWG. NO. TD84327	REV A
APPLICATION		DO NOT SCALE DRAWING				DATE: 6/7/2022	SHEET 2 OF 2	