



# TAOGLAS®



# Datasheet

**Part No:**  
**UMB.ALL.A**

## **Description**

Universal Mounting Bracket for External Antennas

## **Features:**

- Hose Clamp Pole Mount
- V-Bolt Pole Mount
- Beam Mount
- Wall Mount
- Base Mount
- M8 Hardware
- RoHS & REACH Compliant


<b>1.</b>	<b>Introduction</b>	<b>2</b>
<b>2.</b>	<b>Specification</b>	<b>3</b>
<b>3.</b>	<b>Mechanical Drawing</b>	<b>4</b>
<b>4.</b>	<b>Packaging</b>	<b>5</b>

---

Taoglas makes no warranties based on the accuracy or completeness of the contents of this document and reserves the right to make changes to specifications and product descriptions at any time without notice. Taoglas reserves all rights to this document and the information contained herein. Reproduction, use or disclosure to third parties without express permission is strictly prohibited.



# 1. Introduction



The Taoglas UMB.ALL.A is a robust multi-configuration mounting bracket kit designed for pole and wall mount installation of a wide range of Taoglas External Antennas where a bracket is the preferred method of mounting the antenna.

Configurations are available to suit your mounting requirements:

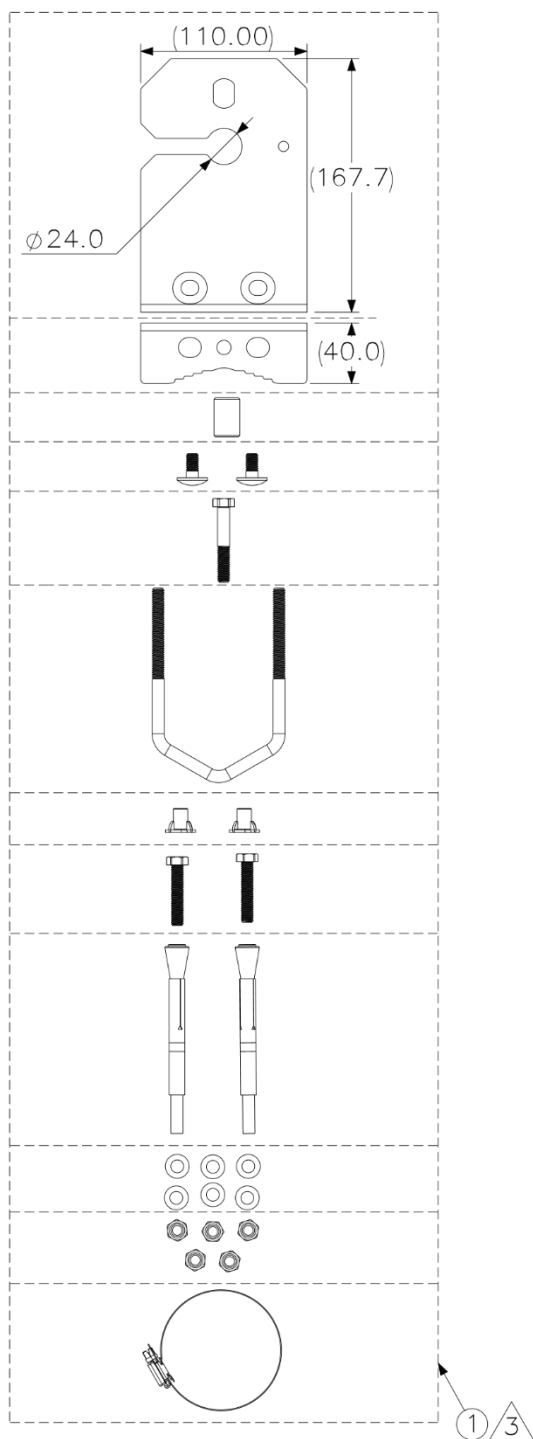
- Hose-Clamp Pole Mount
- V-Bolt Pole Mount
- Beam Mount
- Wall Mount
- Base Mount

Contact your regional Taoglas customer support team for further information.

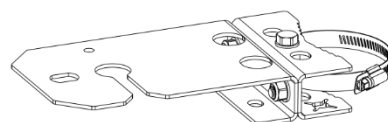
## 2. Specification

Mechanical	
Bracket weight	1.200 g
Material	Brackets: Carbon Steel 2.5mm thick, Dachromate Plated. M8 Hardware: Carbon Steel, Dachromate Plated. Hose Clamp: Stainless Steel with Dachromate Plated Carbon Steel Screw.
Main Bracket Size (L x W x H)	167.7 x 110 x 31.7mm
Adapter Bracket Size (L x W x H)	40 x 110 x 31.7mm
Max. Antenna Size (Ø x H)	Ø 160 x 57.5mm
Max. Antenna weight	2700 g
Mounting Base Large Hole	Ø24mm
Mounting Base Small Hole	Ø6.8mm
Mounting Base Slot	Ø16.5 x 3mm
Hose Clamp Pole Mount	Ø49mm min to Ø79mm max.
V-Bolt Mount	Ø30mm min to Ø70mm max.
Beam Mount	t = 4mm min to 24mm max.
Wall Mount	Hole pattern; Ø9mm X 80.5mm center to center.
Base Mount	Hole pattern; Ø13mm X 47.0mm center to center.
Environmental	
Operation Temperature	-40°C ~ +85°C
Storage Temperature	-40°C ~ +85°C

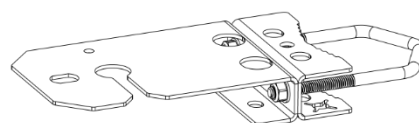
### 3. Mechanical Drawing



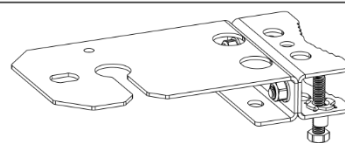
#### CONFIGURATIONS



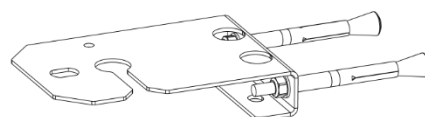
HOSE CLAMP POLE MOUNT  
Ø49mm (1.93") min., Ø79mm (3.11") max.



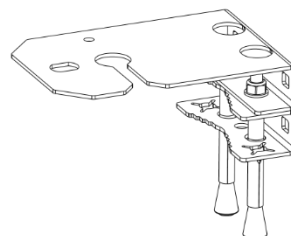
V-BOLT POLE MOUNT  
Ø30mm (1.25") min., Ø70mm (2.75") max.



T-NUT BEAM MOUNT  
t = 4mm (0.16") min., 24mm (0.94") max.



ANCHOR BOLT WALL MOUNT  
Hole pattern; Ø9mm X 80.5mm center to center

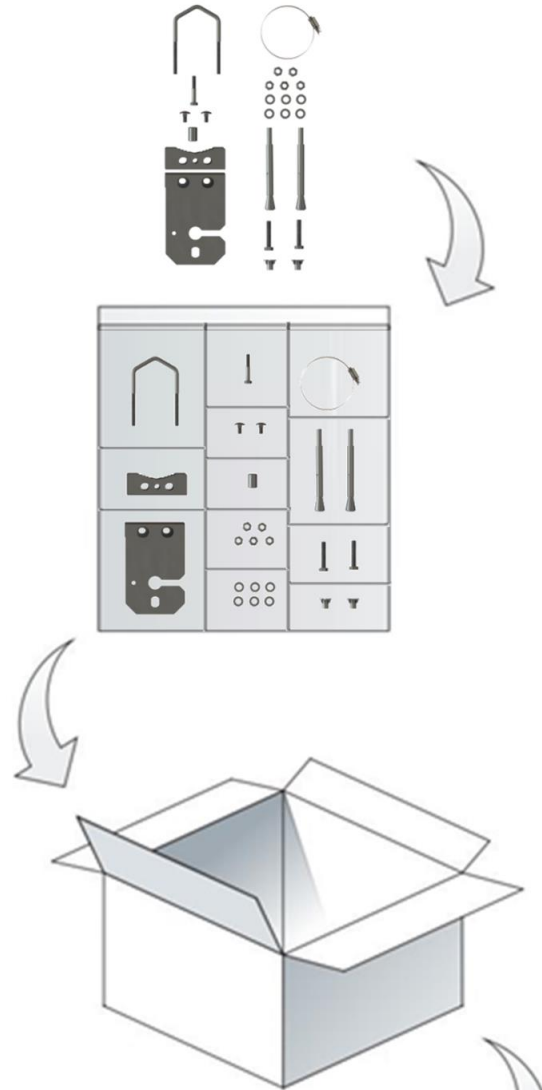


ANCHOR BOLT BASE MOUNT  
Hole pattern; Ø13mm X 47.0mm center to center

ITEM NO.	DESCRIPTION	QTY.
1	Universal Mounting Bracket Assembly,001 CONFIG	1

## 4. Packaging

Each bracket is sealed in a polyethylene bag.



QTY **XX** brackets per box.  
Dimensions **XX x XX x XX mm**

Changelog for the datasheet

SPE-23-8-138– UMB.ALL.A

Revision: A (Initial Release)

Date: 2023-05-31

Changes: Initial Release

Changes Made by: Cesar Sousa

Previous Revisions




[www.taoglas.com](http://www.taoglas.com)

