


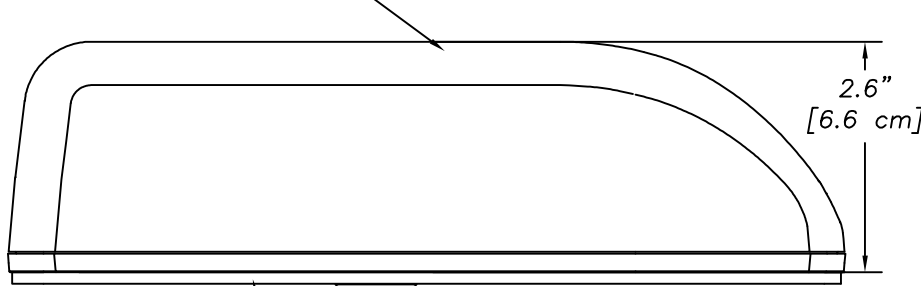
MXG944-HAHVHC-B-180

Multi-Band 4x Mimo Antenna

4 X 617-960 MHz, 1710-7200 MHz (5G SUB-6)
4 X 2.4-2.5GHz, 4.9-7.2 GHz (WiFi 6E/ Bluetooth)
with GPS / GLONASS



Plastic Radome



SIDE VIEW

Foam Gasket

Base Bolt Nut
(7/8-20 THD.)

7/8-20 Base Bolt 3/4" Lg
(Mounting Stud)

5G Antenna "A"
SMA Plug, Green Heatshrink

5G Antenna "B"
SMA Plug, Red Heatshrink

5G Antenna "A"
SMA Plug, Green Heatshrink

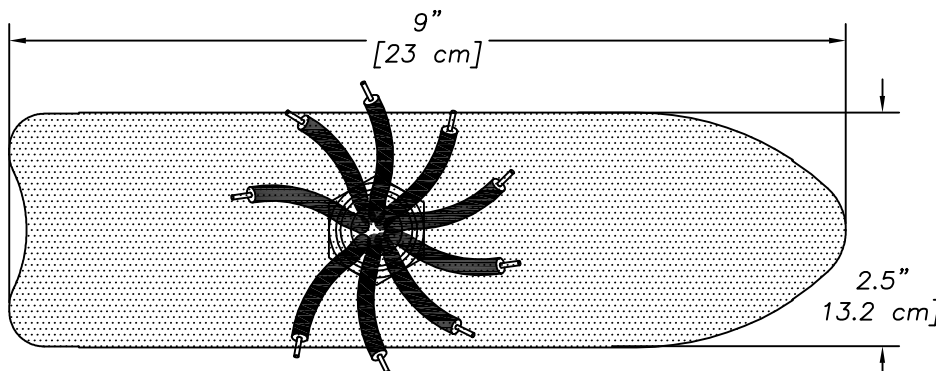
5G Antenna "B"
SMA Plug, Red Heatshrink

WiFi 6E
SMA Plug, Blue Heatshrink

WiFi 6E
SMA Plug, Blue Heatshrink

GPS Glonass
SMA Plug, Yellow Heatshrink

WiFi 6E
SMA Plug, Blue Heatshrink

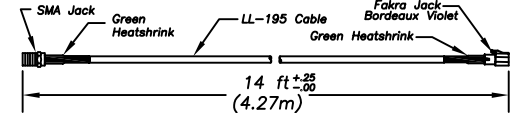


BOTTOM VIEW

Jumper Cable

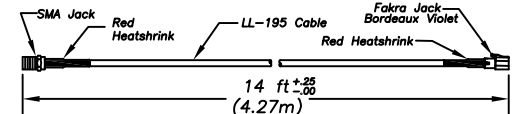
2 X CA168/195-VHA-GRN-LTE-A (LTE Ant. "A")

Cable Assy: 14 ft (4.27m) LL-195 Cable with SMA Jack and Fakra Jack- Claret/Bordeaux Violet Code D



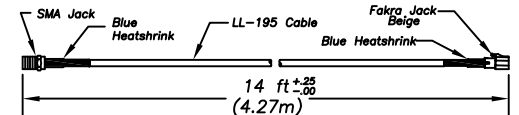
2 X CA168/195-VHA-RED-LTE-B (LTE Ant. "B")

Cable Assy: 14 ft (4.27m) LL-195 Cable with SMA Jack and Fakra Jack- Claret/Bordeaux Violet Code D



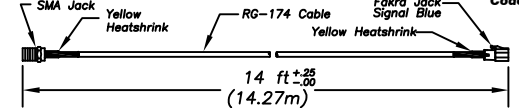
4 X CA168/195-VHV-BLU-WIFI (WiFi)

Cable Assembly: 14 ft (4.27m) LL-195 Cable with SMA Jack and Fakra Jack- Beige Code I



1 X CA168/174-VHC-YLW-GNSS (Tri-B GNSS)

Cable Assembly: 14 ft (4.27m) RG-174 Cable with SMA Jack and Fakra Jack- Signal Blue Code C



Antenna Specifications

****Frequency/Gain:** 5G 617-960 MHz, 3dBi Peak
 5G 1710-7200 MHz, 5dBi Peak
 WiFi 2.4-2.5/4.9-7.2 GHz, 5dBi Peak

GPS/GLONASS Gain: 26 dB, 5 dBi Antenna

Voltage: 3/5 VDC

Current: 10mA (typ.), 20mA (max.)

****VSWR:** 5G < 2.5:1 VSWR over range
 WiFi < 2:1 VSWR over range

Maximum Power: 10 Watts

Dimension: 9" L x 2.5" W x 2.6" H

Radome Material: ASA UV Inhibitive Plastic

Cable: 5G Antenna "A" — LMR-100, 1 ft. (30.5cm)

5G Antenna "B" — LMR-100, 1 ft. (30.5cm)

WiFi — LMR-100, 1 ft. (30.5cm)

GNSS — RG-174, 1 ft. (30.5cm)

Connectors/Interface: "See Jumper Cable Chart Above"

5G — FAKRA JACK-BORDEAUX VIOLET

WiFi — FAKRA JACK-BEIGE

GNSS — FAKRA JACK-SIGNAL BLUE

Impedance: 50 OHM Nominal

Water Ingress: IP67 (when properly mounted)

Shock & Vibration: IEEE1478, EN61373,
 MIL-810G, TIA 329.2-C

Mounting: 7/8" Dia. Feed through.
 3/4" lg. thread for up to
 1/2" thick surface

Operating Temperature: -40° to +80° C

**** Gain and VSWR measured with 12" cable on 2' Ground Plane**

10/19/23 Rev A

MobileMark
 antenna solutions

US OFFICE & HEADQUARTERS: 1140 W THORNDALE AVE, ITASCA, IL 60143
 TEL: (847) 671-6690 * FAX (847) 250-5120

UK OFFICE: 8 MIRAS BUS PARK, KEYS PARK ROAD, HEDNESFORD WS12 2FS, UK
 UK TEL: (+44) 1543-459555 FAX (+44) 1543-459545

VISIT OUR WEBSITE AT WWW.MOBILEMARK.COM

