

IoT 20G

2x2 MIMO 5G Ready Cellular Antenna System with GPS Receiver

Features

■ High Gain

Directional high gain 2x2 MIMO antenna configuration optimised for LTE bands.

■ Wide frequency

Wide frequency range supporting LTE and 5G bands (600-6000MHz).

■ Robust design

IP66 rated, durable vandal-proof and UV-stable housing.

■ Easy installation

Simple wall or pole installation for various applications.

Application

- Remote Site Connectivity
- Public Safety and Mission Critical Connectivity
- Event Connectivity
- LTE / 5G Office Connectivity

10
dBi

IP
66

2x2
MIMO

B71
Support

↑↓
LTE

📍
GPS

5G

Specification

Cellular

Antenna elements	2 elements
Cellular frequency bands	6.4dBi: 617-960MHz 10.2dBi: 1710-2700MHz 7.9dBi: 3400-4200MHz 7.0dBi: 4900-6000MHz
VSWR	<2.5 over 95% of the band
Feed power handling	5W
Input impedance	50 Ω
Polarisation	Linear

GPS

Frequency range	1575-1602MHz
Peak gain	1.2dBiC: 1575MHz 2.0dBiC: 1602MHz
VSWR	< 2.0
Output return loss	-10dB max
Gain: LNA	29 \pm 3dB
Operating Voltage	3.3V
Power consumption	9 \pm 2.5mA at 3.3V

Cable (Cellular)

Type	LMR-200
Loss	0.33dB/m: 900 MHz 0.49dB/m: 2000 MHz 0.55dB/m: 2500 MHz 0.87dB/m: 5800 MHz
Diameter	0.2" / 5.0mm
Jacket	Half matt PVC, UV resistant
Termination	SMA male, N-type male

Cable (GPS)

Type	RG-174
Loss	3.4 dB/m @ 1000 MHz 4.9 dB/m @ 1800 MHz
Diameter	0.1" / 2.7mm
Jacket	Half matt PVC, UV resistant
Termination	SMA male, N-type male

Mounting

Supported types	Pole, wall
Pole diameter	Ø25-50mm

Mechanical

Product dimensions	12.81" x 11.86" x 3.03" 325.3 x 301.3 x 77 mm
Packaged dimensions	14.17" x 12.20" x 5.71" 360 x 310 x 145 mm
Enclosure material	UV stable PC

Package contents

Antenna	IoT 20G
Accessories	Pole/Wall mount kit

Environmental, compliance

IP rating	IP66
Operating temperature	-40° - 176°F / -40° - 80°C
Storage temperature	-40° - 176°F / -40° - 80°C
Compliance	Complies with RoHS requirements

Ordering information

Product Code	Description
ANT-IOT-20G-S-W-16	2x LTE/5G, 1x GPS 600-6000MHz, IP66, SMA, White, 16 ft / 5m
ANT-IOT-20G-N-W-2	2x LTE/5G, 1x GPS 600-6000MHz, IP66, N-type, White, 2 ft / 0.5m

Contact Us

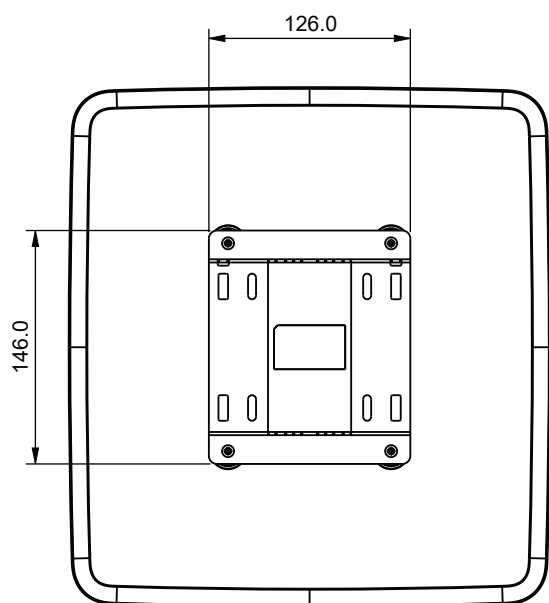
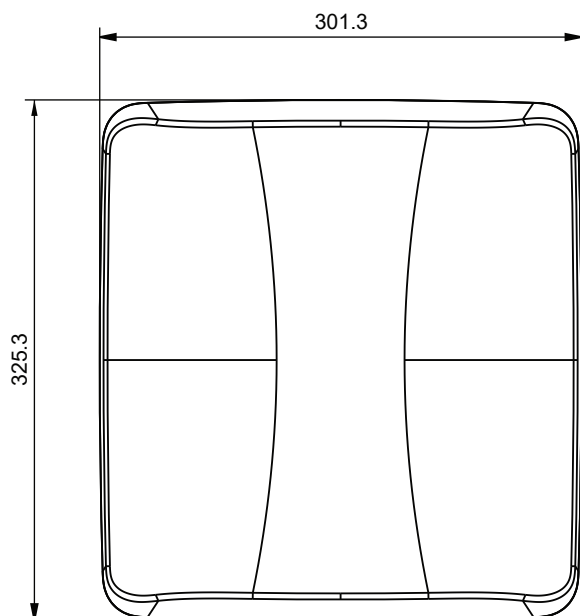
sales@peplink.com

Find a Peplink Certified Partner

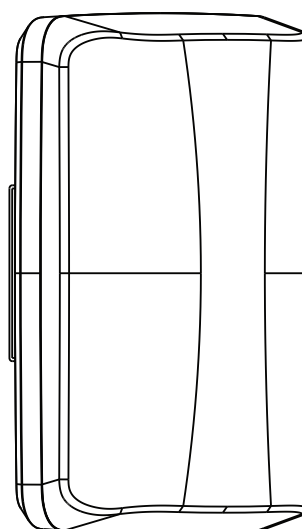
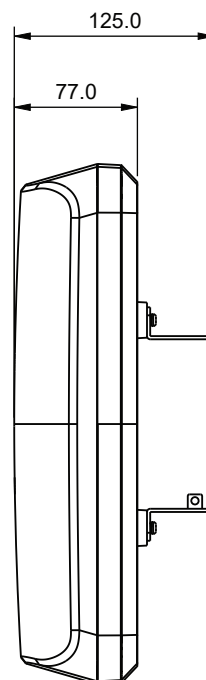
<https://www.peplink.com/peplink-certified-partners/>

IoT 20G

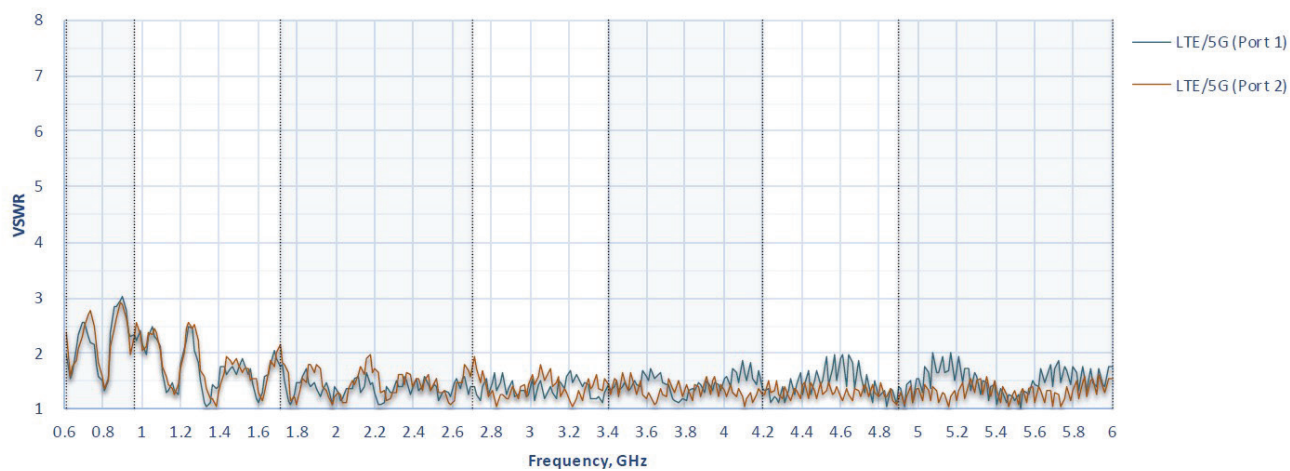
Technical drawing



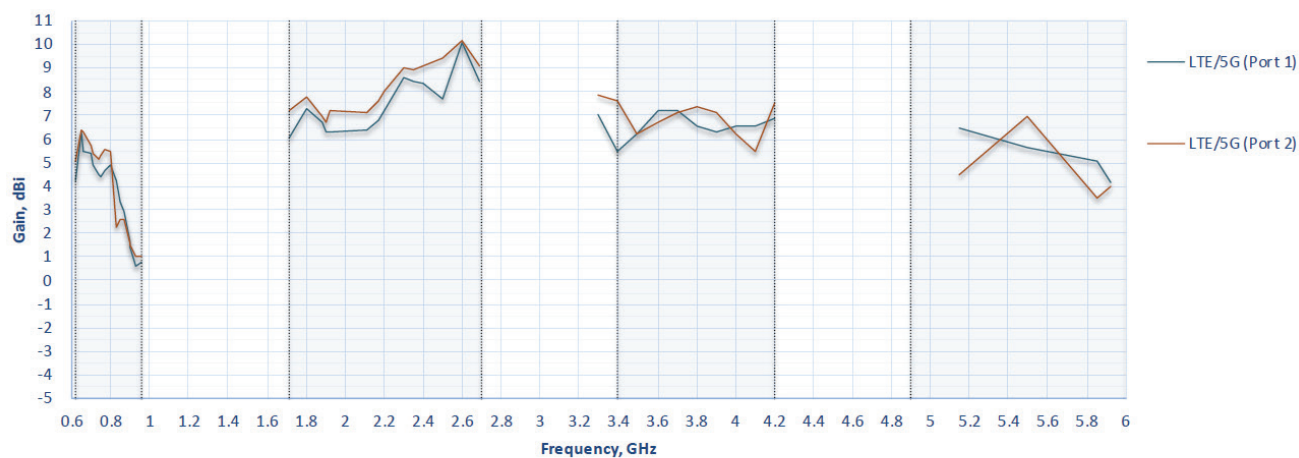
IoT 20G



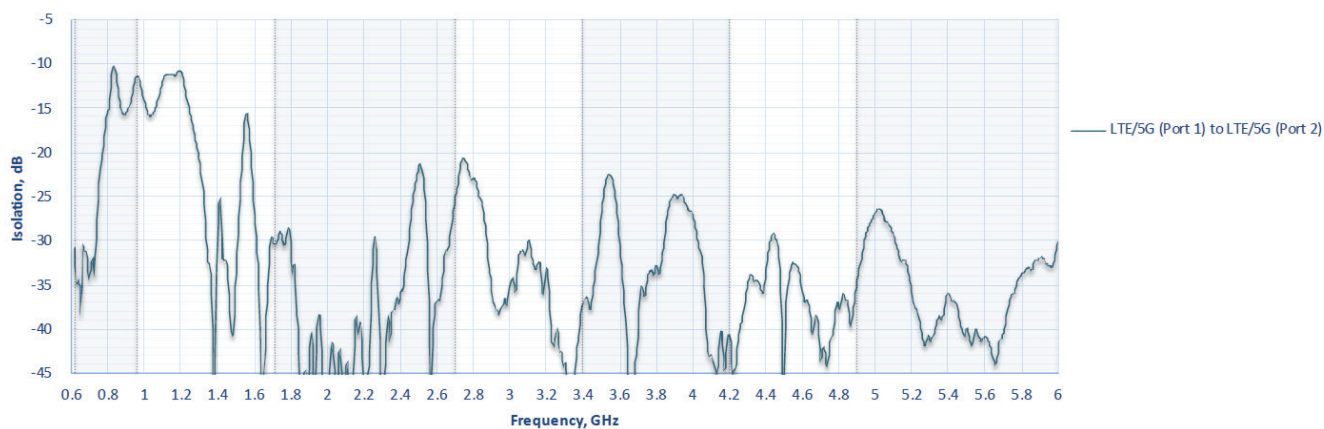
Cellular Antenna VSWR



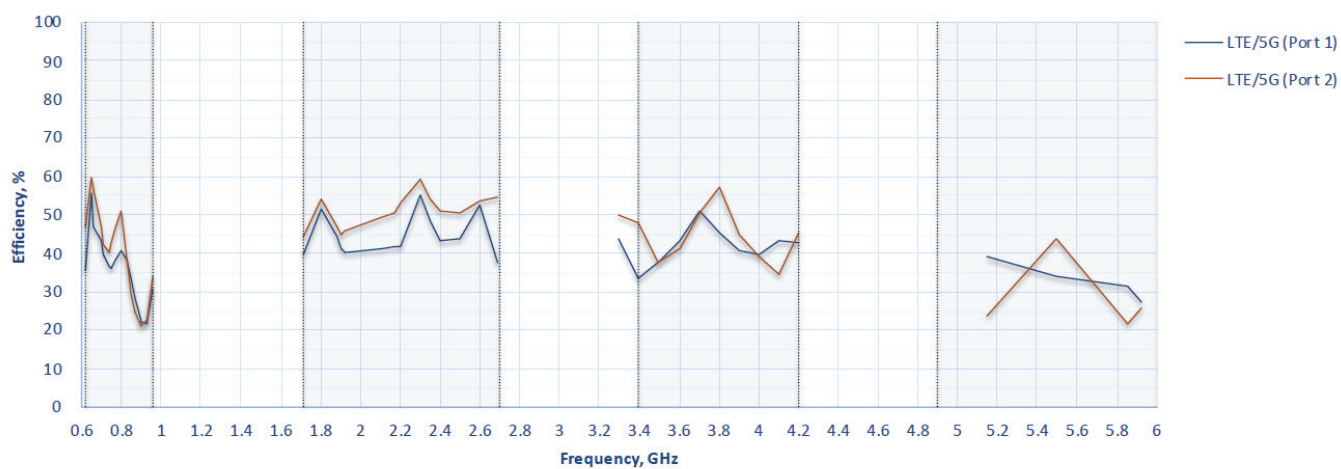
Cellular Antenna Gain



Cellular Antenna Isolation



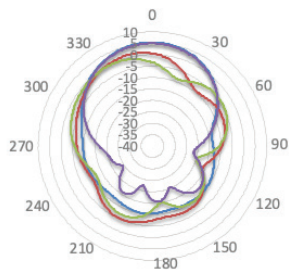
Cellular Antenna Efficiency



IoT 20G

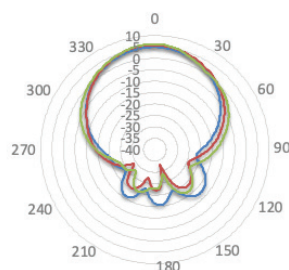
Radiation patterns (Azimuth)

617-960 MHz



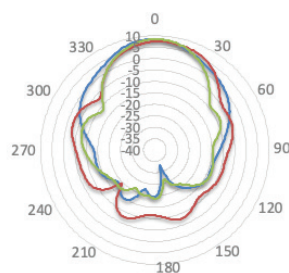
— 698MHz — 900MHz — 960MHz — 1710MHz

1710-2100 MHz



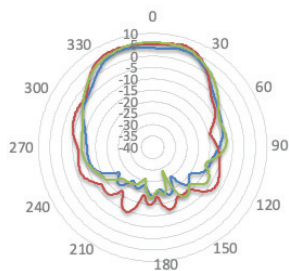
— 1710MHz — 1900MHz — 2110MHz

2300-2700 MHz



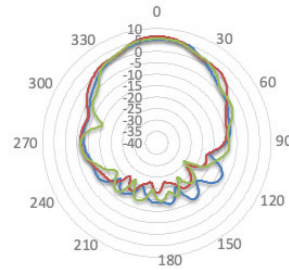
— 2300MHz — 2500MHz — 2690MHz

3400-3800 MHz



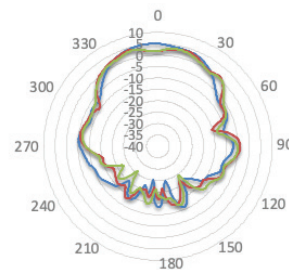
— 3400MHz — 3600MHz — 3800MHz

3900-5150 MHz



— 3900MHz — 4200MHz — 5150MHz

5350-5930 MHz

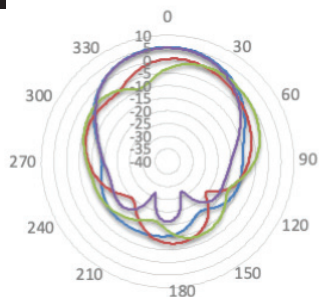


— 5500MHz — 5850MHz — 5925MHz

IoT 20G

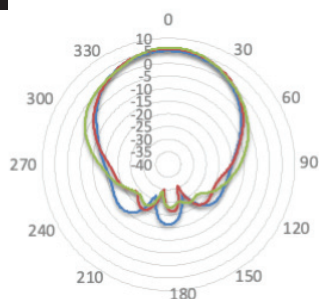
Radiation patterns (Elevation)

617-960 MHz



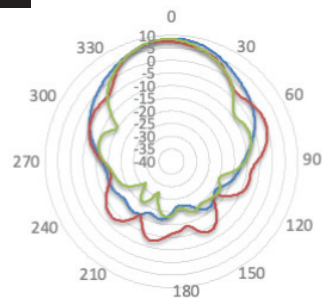
— 698MHz — 900MHz — 960MHz — 1710MHz

1710-2100MHz



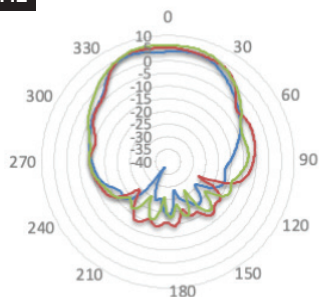
— 1710MHz — 1900MHz — 2110MHz

2300-2700 MHz



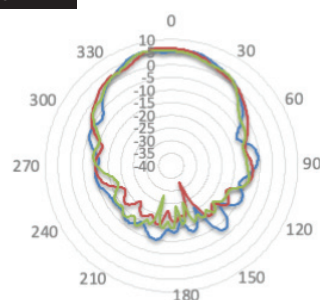
— 2300MHz — 2500MHz — 2690MHz

3400-3800 MHz



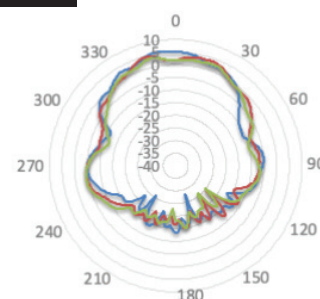
— 3400MHz — 3600MHz — 3800MHz

3900-5150 MHz



— 3900MHz — 4200MHz — 5150MHz

5350-5930 MHz

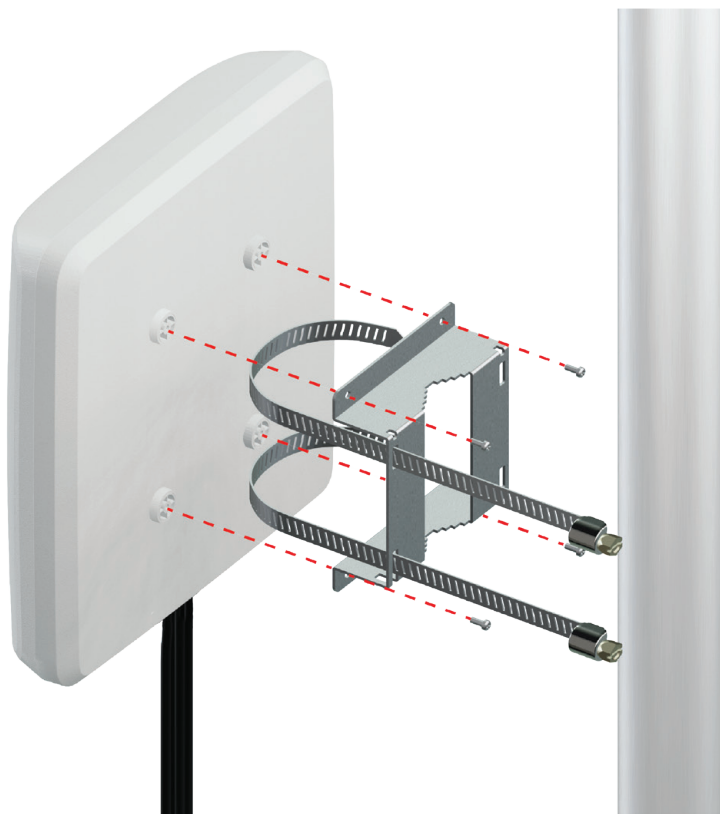


— 5500MHz — 5850MHz — 5925MHz

IoT 20G

Installation recommendation


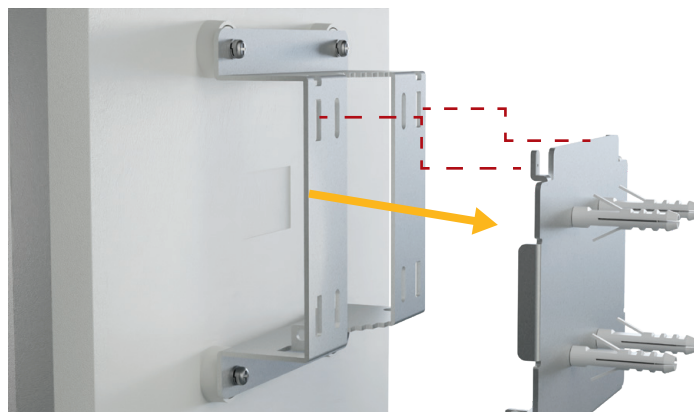

Pole Mount



IoT 20G

Installation recommendation

Wall Mount



IoT 20G